CYPRUS

Capital (population, 2011)	Nicosia (55 014)
Area (km²)	9 251
Total population (2011)	850 881
Population density (per km²)	92
Official language(s)	Greek and Turkish
National currency	Euro (EUR)
National statistical office	Statistical Service of Cyprus (CYSTAT)
	www.mof.gov.cy

Time: UTC + 02:00

Population by age, 2011

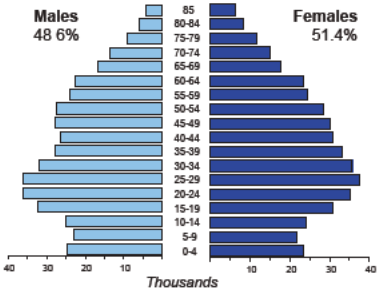

Life expectancy (in years)	at birth 2010	at 65 2010
Males	79	18
Females	84	21

Total fertility rate, 2011 average number of children per woman	1.4
Adolescent fertility rate, 2011 number of live births per 1,000 women aged 15-19	6
Mean age of women at birth of first child, 2010 age in years	28 5

Computer use by age and sex, 2011

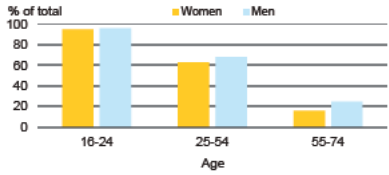

Women in the labour force, 2011 percentage of total for both sexes	45%
Gender pay gap monthly earnings, 2007	23%
hourly wage, 2010	21%
Women in part-time employment, 2011 percentage of total of women employed	13%
Female tertiary students, 2009 percentage of total for both sexes	46%
Women victims of homicide, 2009 percentage of total for both sexes	35%
Women researchers, 2009 percentage of total for both sexes	36%

Women and men in selected occupation groups, 2011

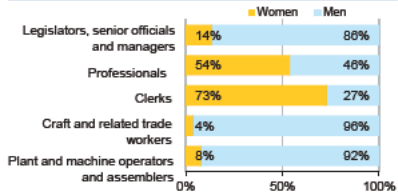

Women and men in public life

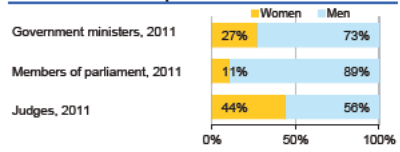

CYPRUS

	2006	2007	2008	2009	2010	2011
Employment (% change over previous year)	1.7	3 2	2.1	-0.5	0.1	0.5
Unemployment rate (%)	4.7	4.1	3.8	5.5	6.4	7.9
Youth unemployment rate (%)	10.0	10 2	9.0	13.8	16.7	22.4

	% of GDP
Exports of goods and services, 2011	42.8
Imports of goods and services, 2011	45.9
External trade balance, 2011	-3.1
Gross external debt, 2011	440.8

GDP at current prices	
millions of US Dollars, PPP, 2011	26 146
millions of EUR, 2011	17 979
GDP at current prices, per capita	
US Dollars, PPP, 2011	30 728
EUR, 2011	21 130
Final consumption expenditure at current prices, per capita	
US Dollars, PPP, 2011	26 600
Purchasing Power Parity (PPP)	
EUR per USD, US=1, 2011	0.688
Exchange rate	
Annual average, EUR per USD, 2011	0.718

Real GDP growth rate

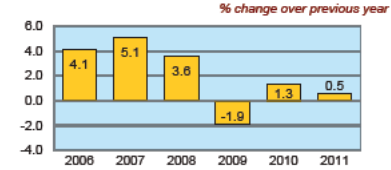

Economic activity rate, 2011

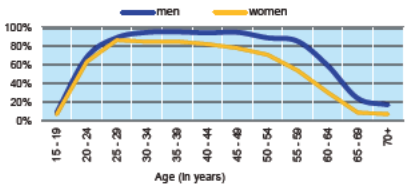

GDP in agriculture, industry, services (2005=100)

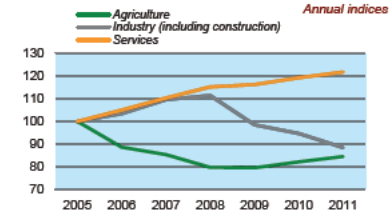

Consumer price index

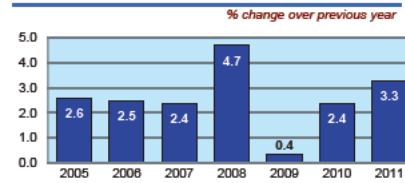

GDP by major sectors, 2011

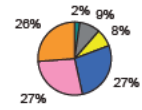

Employment in major sectors, 2011

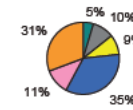

- Agriculture, forestry and fishing (ISIC 4 A)
- Manufacturing, mining and quarrying, energy and water supply (ISIC 4 B-E)
- Construction (ISIC 4 F)
- Wholesale and retail trade, transportation, accommodation and food, communication activities (ISIC 4 G-J)
- Financial, insurance, real estate and other business service activities (ISIC 4 K-N)
- Public administration and defence, education, health and other service activities (ISIC 4 O-U)

Forest resources

Area of forest	
percentage of land area, 2010	18.7

Road accidents

Persons injured	
in road accidents, 2010	1 762
Persons killed	
in road accidents, 2010	60

Transport infrastructure

Railways	
total length in kilometres	..
Motorways	
total length in kilometres, 2010	257