

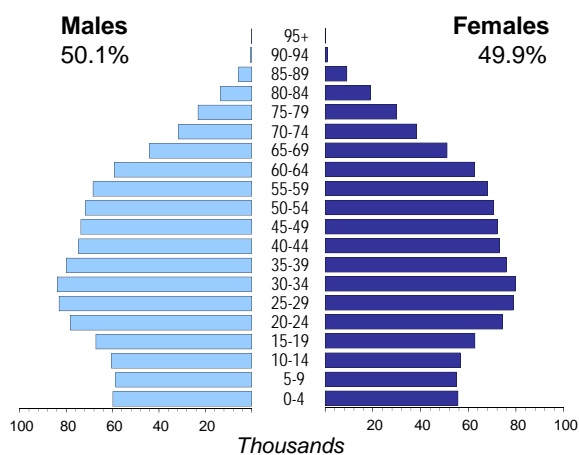


# THE FORMER YUGOSLAV REPUBLIC OF MACEDONIA

Capital (population in thsd, 2013)	Skopje (320)
Area (km <sup>2</sup> )	25 713
Total population (thsd, 2015)	2 070
Population density (per km <sup>2</sup> )	81
National currency	Macedonian denar (MKD)
National statistical office	State Statistical Office <a href="http://www.stat.gov.mk">www.stat.gov.mk</a>



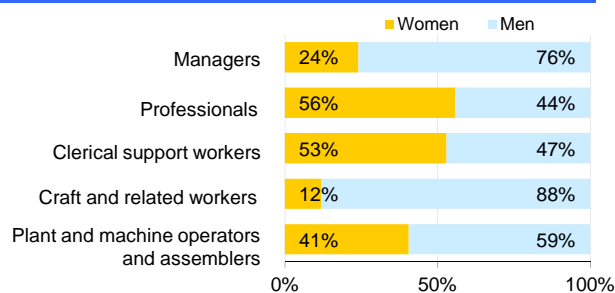
## Population by age, 2015



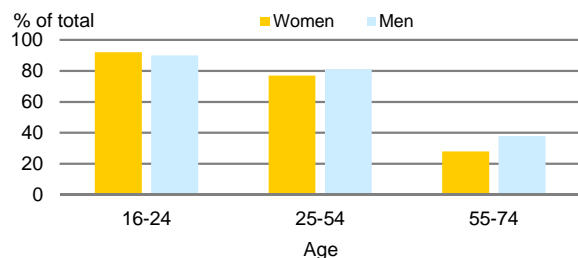
Women in the labour force, 2015 percentage of total for both sexes	39%
Gender pay gap monthly earnings, 2014	9%
hourly wage, 2014	8%
Women in part-time employment, 2015 percentage of total of women employed	5%
Female tertiary students, 2013 percentage of total for both sexes	55%
Women victims of homicide, 2006 percentage of total for both sexes	18%
Women researchers, 2012 percentage of total for both sexes	53%

Life expectancy (in years)	at birth	at 65
	2014	2014
Males	73.5	14.5
Females	77.5	16.2
Total fertility rate, 2014 average number of children per woman	1.5	
Adolescent fertility rate, 2014 number of live births per 1,000 women aged 15-19	17.9	
Mean age of women at birth of first child, 2014 age in years	26.6	

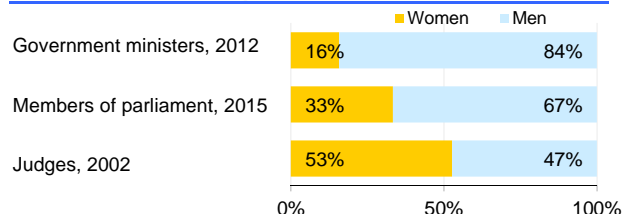
## Women and men in selected occupation groups, 2015



## Computer use by age and sex, 2015



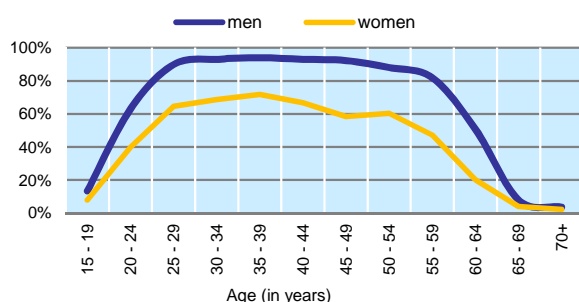
## Women and men in public life



# THE FORMER YUGOSLAV REPUBLIC OF MACEDONIA

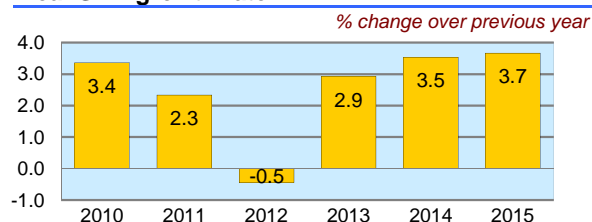
	2010	2011	2012	2013	2014	2015
Employment (% change over previous year)	1.3	1.1	0.8	4.3	1.7	2.3
Unemployment rate (%)	32.0	31.4	31.0	29.0	28.0	26.1
Youth unemployment rate (%)	53.7	55.3	53.9	51.9	53.1	..

## Economic activity rate, 2015

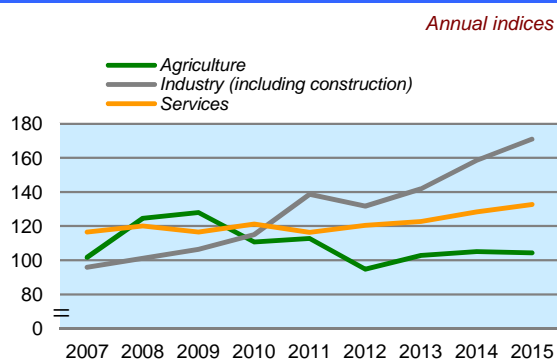


	% of GDP
Exports of goods and services, 2015	48.8
Imports of goods and services, 2015	65.0
External trade balance, 2015	-16.2

## Real GDP growth rate



## GDP in agriculture, industry, services (2005=100)



## Forest resources

Area of forest	
percentage of land area, 2015	42.0

## Road accidents

Persons injured	
in road accidents, 2013	6 484
Persons killed	
in road accidents, 2013	198

## GDP at current prices

millions of US Dollars, PPP, 2015	28 809
millions of MKD, 2015	558 240

## GDP at current prices, per capita

US Dollars, PPP, 2015	13 916
MKD, 2015	269 651

## Final consumption expenditure at current prices, per capita

US Dollars, PPP, 2015	11 847
-----------------------	--------

## Purchasing Power Parity (PPP)

MKD per USD, US=1, 2015	19.378
-------------------------	--------

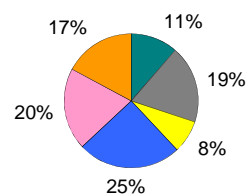
## Exchange rate

Annual average, MKD per USD, 2015	55.550
-----------------------------------	--------

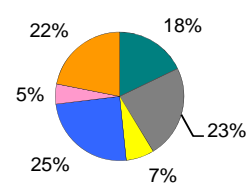
## Consumer price index



## GDP by major sectors, 2015



## Employment in major sectors, 2015



## Transport infrastructure

Railways	
total length in kilometres, 2012	699
Motorways	
total length in kilometres, 2012	259