

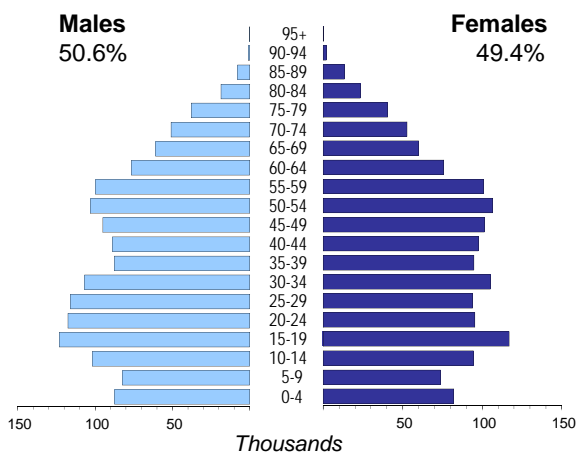


ALBANIA

Capital (population in thsd, 2016)	Tirana (617)
Area (km²)	28 748
Total population (thsd, 2015)	2 889
Population density (per km²)	100
National currency	Albanian Lek (ALL)
National statistical office	Institute of Statistics (INSTAT)
	www.instat.gov.al

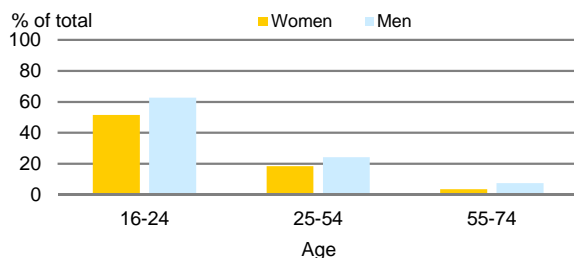


Population by age, 2015



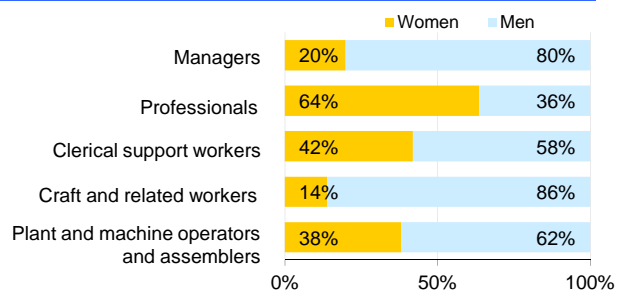
Life expectancy (in years)	at birth	at 65
	2014	2014
Males	76.4	16.7
Females	80.3	18.6
Total fertility rate, 2014		1.8
average number of children per woman		
Adolescent fertility rate, 2013		20.3
number of live births per 1,000 women aged 15-19		
Mean age of women at birth of first child, 2014		24.5
age in years		

Computer use by age and sex, 2012

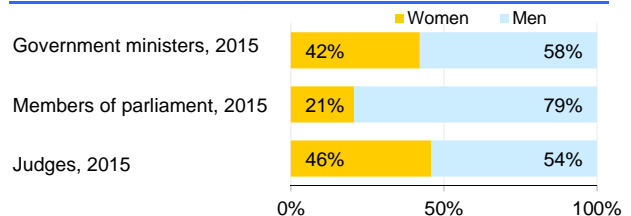


Women in the labour force, 2015	43%
percentage of total for both sexes	
Gender pay gap	
monthly earnings, 2015	7%
hourly wage	
Women in part-time employment, 2015	28%
percentage of total of women employed	
Female tertiary students, 2014	57%
percentage of total for both sexes	
Women victims of homicide, 2015	21%
percentage of total for both sexes	
Women researchers	..
percentage of total for both sexes	

Women and men in selected occupation groups, 2015



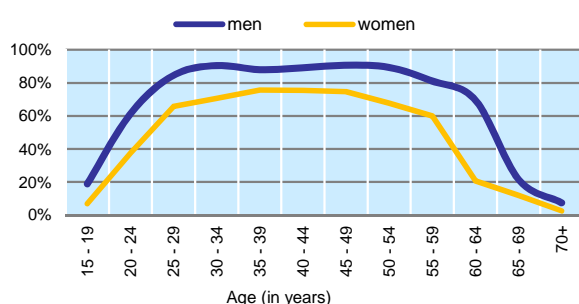
Women and men in public life



ALBANIA

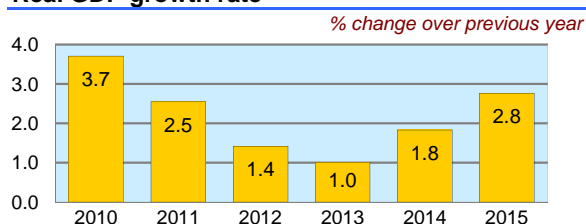
	2010	2011	2012	2013	2014	2015
Employment (% change over previous year)	-0.7	4.8	1.2	-4.4	0.9	5.1
Unemployment rate (%)	14.0	14.0	13.4	15.9	17.5	17.1
Youth unemployment rate (%)	30.5	23.9	29.8	31.4	39.0	39.8

Economic activity rate, 2015

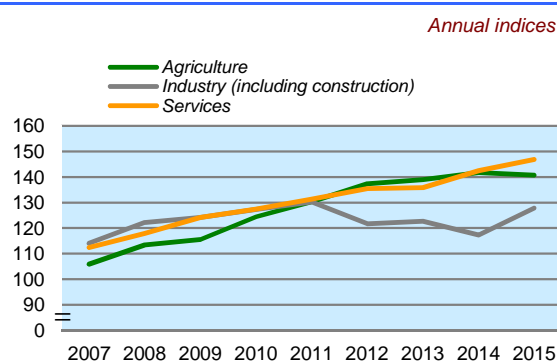


	% of GDP
Exports of goods and services, 2014	28.2
Imports of goods and services, 2014	47.2
External trade balance, 2014	-19.0

Real GDP growth rate



GDP in agriculture, industry, services (2005=100)



Forest resources

Area of forest	
percentage of land area, 2015	31.1

Road accidents

Persons injured	
in road accidents, 2012	2 235
Persons killed	
in road accidents, 2012	334

GDP at current prices

millions of US Dollars, PPP, 2015	32 500
millions of ALL, 2015	1 435 751

GDP at current prices, per capita

US Dollars, PPP, 2015	11 249
ALL, 2015	496 942

Final consumption expenditure at current prices, per capita

US Dollars, PPP, 2014	10 344
-----------------------	--------

Purchasing Power Parity (PPP)

ALL per USD, US=1, 2015	44.177
-------------------------	--------

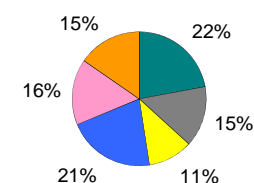
Exchange rate

Annual average, ALL per USD, 2015	125.961
-----------------------------------	---------

Consumer price index



GDP by major sectors, 2015



- Agriculture, forestry and fishing (ISIC 4 A)
- Manufacturing, mining and quarrying, energy and water supply (ISIC 4 B-E)
- Construction (ISIC 4 F)
- Wholesale and retail trade, transportation, accommodation and food, communication activities (ISIC 4 G-J)
- Financial, insurance, real estate and other business service activities (ISIC 4 K-N)
- Public administration and defence, education, health and other service activities (ISIC 4 O-U)

Data not available

Transport infrastructure

Railways	
total length in kilometres, 2004	428
Motorways	
total length in kilometres, 2013	1 000