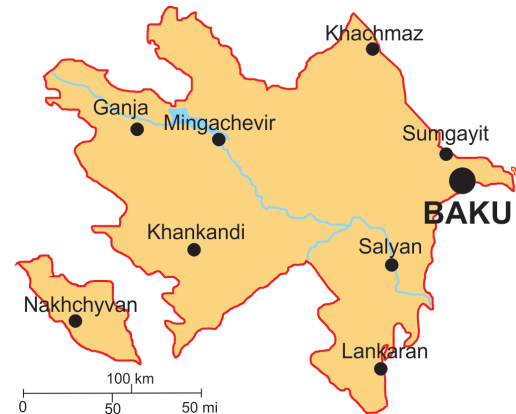


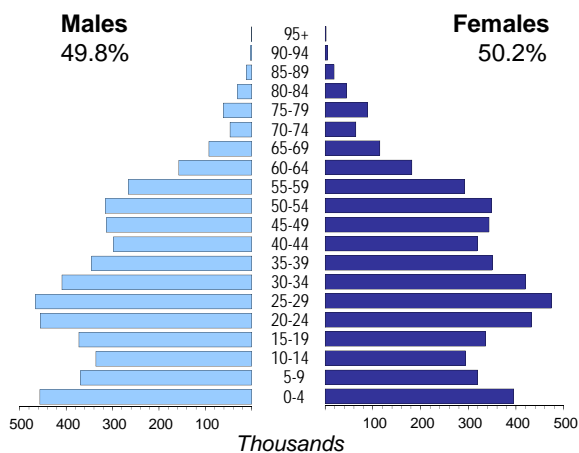


# AZERBAIJAN

<b>Capital (population in thsd, 2015)</b>	Baku (2204)
<b>Area (km<sup>2</sup>)</b>	86 600
<b>Total population (thsd, 2015)</b>	9 649
<b>Population density (per km<sup>2</sup>)</b>	111
<b>National currency</b>	Manat (AZN)
<b>National statistical office</b>	State Statistical Committee of the Republic of Azerbaijan <a href="http://www.azstat.org">www.azstat.org</a>

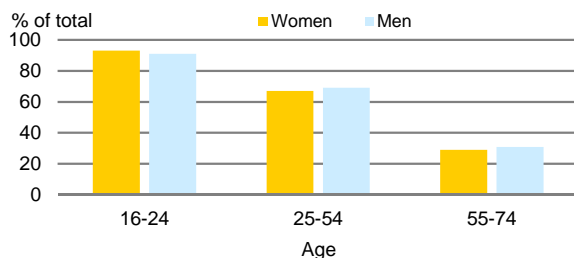


## Population by age, 2015



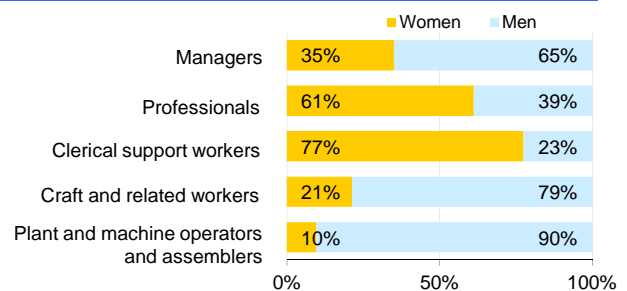
<b>Life expectancy (in years)</b>	at birth	at 65
	2013	2013
<b>Males</b>	72.1	14.7
<b>Females</b>	77.1	16.5
<b>Total fertility rate, 2013</b>	2.2	
average number of children per woman		
<b>Adolescent fertility rate, 2013</b>	54.0	
number of live births per 1,000 women aged 15-19		
<b>Mean age of women at birth of first child, 2013</b>	23.5	
age in years		

## Computer use by age and sex, 2015

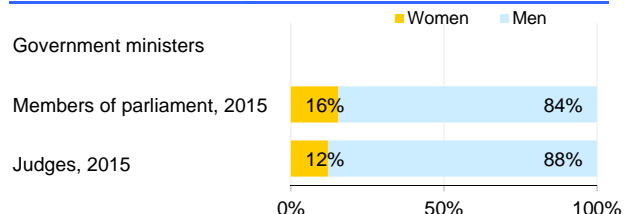


<b>Women in the labour force, 2015</b>	49%
percentage of total for both sexes	
<b>Gender pay gap</b>	
monthly earnings, 2015	46%
hourly wage, 2015	44%
<b>Women in part-time employment, 2015</b>	23%
percentage of total of women employed	
<b>Female tertiary students, 2015</b>	52%
percentage of total for both sexes	
<b>Women victims of homicide, 2015</b>	25%
percentage of total for both sexes	
<b>Women researchers, 2015</b>	53%
percentage of total for both sexes	

## Women and men in selected occupation groups, 2015



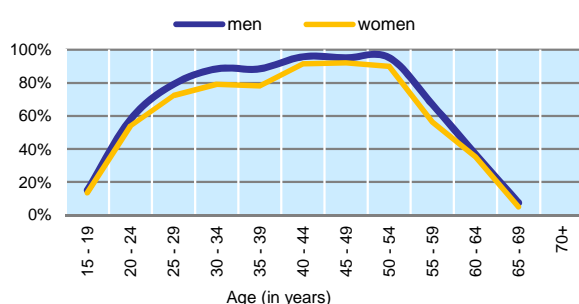
## Women and men in public life



# AZERBAIJAN

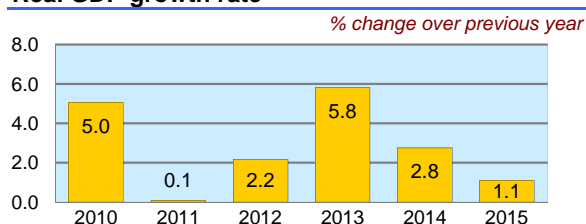
	2010	2011	2012	2013	2014	2015
Employment (% change over previous year)	1.3	1.1	1.6	1.7	1.8	1.5
Unemployment rate (%)	5.6	5.4	5.2	5.0	4.9	5.0
Youth unemployment rate (%)	14.9	14.7	14.2	13.7	13.5	13.4

## Economic activity rate, 2015

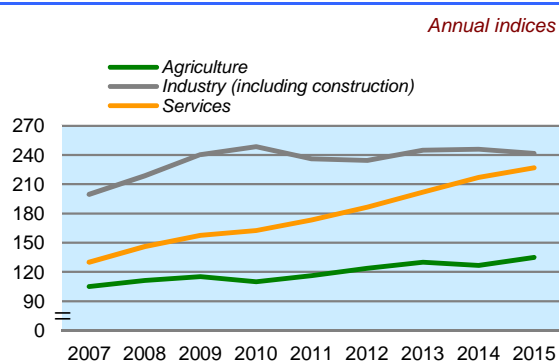


	% of GDP
Exports of goods and services, 2015	37.8
Imports of goods and services, 2015	34.8
External trade balance, 2015	3.0

## Real GDP growth rate



## GDP in agriculture, industry, services (2005=100)



## Forest resources

Area of forest	
percentage of land area, 2015	13.8

## Road accidents

Persons injured	
in road accidents, 2012	2 997
Persons killed	
in road accidents, 2012	1 168

## GDP at current prices

millions of US Dollars, PPP, 2015	171 214
millions of AZN, 2015	54 352

## GDP at current prices, per capita

US Dollars, PPP, 2015	17 744
AZN, 2015	5 633

## Final consumption expenditure at current prices, per capita

US Dollars, PPP, 2015	12 123
-----------------------	--------

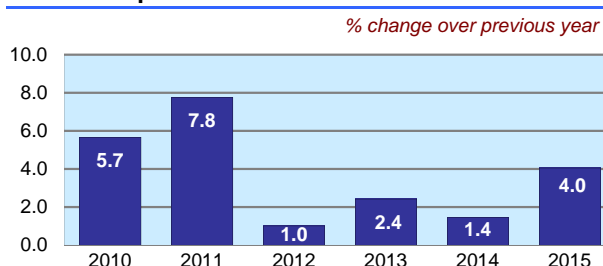
## Purchasing Power Parity (PPP)

AZN per USD, US=1, 2015	0.317
-------------------------	-------

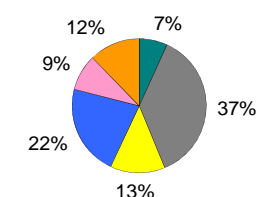
## Exchange rate

Annual average, AZN per USD, 2015	1.025
-----------------------------------	-------

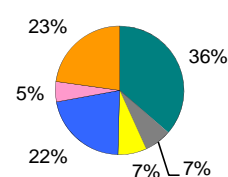
## Consumer price index



## GDP by major sectors, 2015



## Employment in major sectors, 2015



- Agriculture, forestry and fishing (ISIC 4 A)
- Manufacturing, mining and quarrying, energy and water supply (ISIC 4 B-E)
- Construction (ISIC 4 F)
- Wholesale and retail trade, transportation, accommodation and food, communication activities (ISIC 4 G-J)
- Financial, insurance, real estate and other business service activities (ISIC 4 K-N)
- Public administration and defence, education, health and other service activities (ISIC 4 O-U)

## Transport infrastructure

Railways	
total length in kilometres, 2012	2 068
Motorways	
total length in kilometres, 2012	18 994