

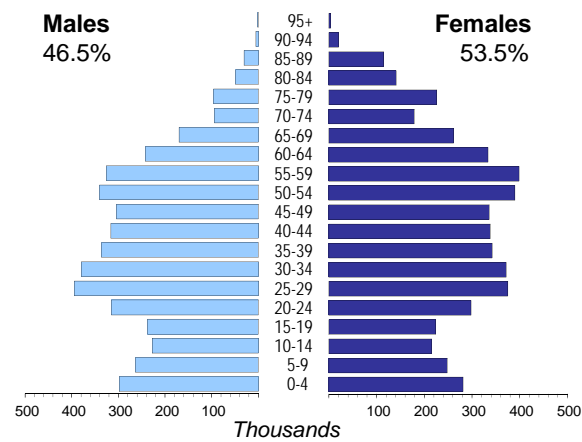


# BELARUS

<b>Capital (population in thsd, 2014)</b>	Minsk (1922)
<b>Area (km<sup>2</sup>)</b>	207 600
<b>Total population (thsd, 2015)</b>	9 490
<b>Population density (per km<sup>2</sup>)</b>	46
<b>National currency</b>	Belarussian ruble (BYR)
<b>National statistical office</b>	National Statistical Committee of the Republic of Belarus
	<a href="http://www.belstat.gov.by">www.belstat.gov.by</a>



## Population by age, 2015

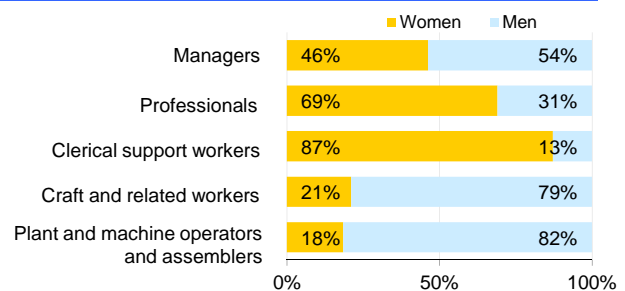


<b>Women in the labour force, 2015</b>	percentage of total for both sexes	50%
<b>Gender pay gap</b>	monthly earnings, 2015 hourly wage	24%
<b>Women in part-time employment</b>	percentage of total of women employed	..
<b>Female tertiary students, 2014</b>	percentage of total for both sexes	56%
<b>Women victims of homicide, 2013</b>	percentage of total for both sexes	31%
<b>Women researchers, 2015</b>	percentage of total for both sexes	40%

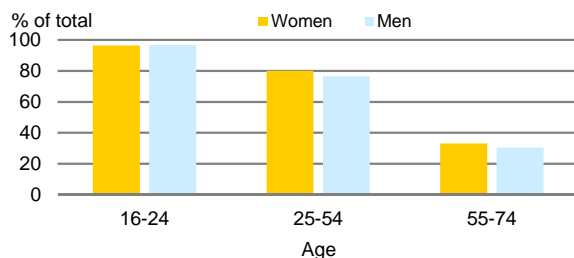
Life expectancy (in years)	at birth		at 65	
	2015	2015	2015	2015
Males	68.6	12.9		
Females	78.9	17.9		

<b>Total fertility rate, 2014</b>	1.7
average number of children per woman	
<b>Adolescent fertility rate, 2014</b>	20.5
number of live births per 1,000 women aged 15-19	
<b>Mean age of women at birth of first child, 2013</b>	25.4
age in years	

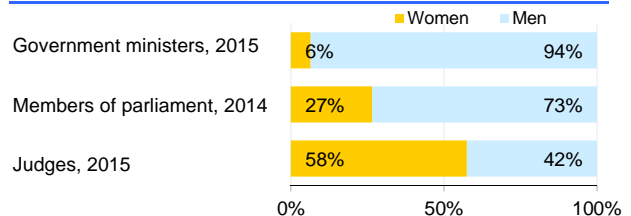
## Women and men in selected occupation groups, 2009



## Computer use by age and sex, 2015



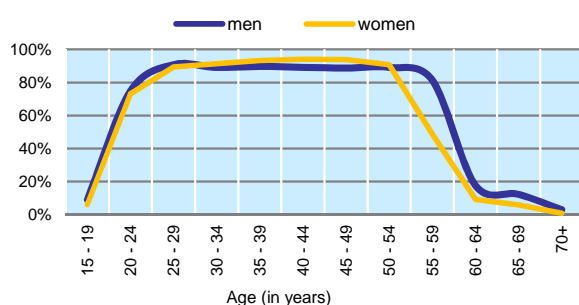
## Women and men in public life



# BELARUS

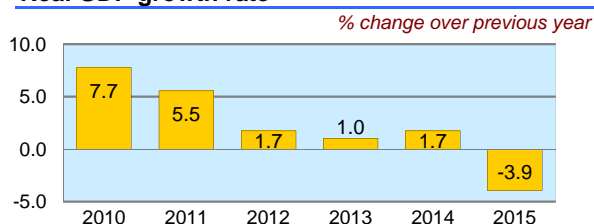
	2010	2011	2012	2013	2014	2015
Employment (% change over previous year)	1.3	-0.3	-1.7	-0.7	-0.6	-1.2
Unemployment rate (%)	0.8	0.7	0.6	0.5	0.5	..
Youth unemployment rate (%)	..	..	..	..	..	..

## Economic activity rate, 2015

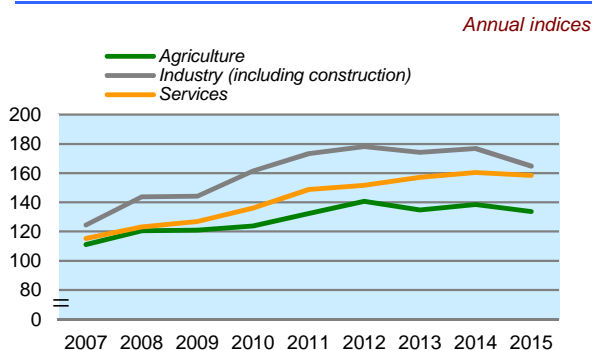


	% of GDP
Exports of goods and services, 2015	60.0
Imports of goods and services, 2015	59.8
External trade balance, 2015	0.2

## Real GDP growth rate



## GDP in agriculture, industry, services (2005=100)



## Forest resources

Area of forest	
percentage of land area, 2015	42.7

## Road accidents

Persons injured	
in road accidents, 2012	5 569
Persons killed	
in road accidents, 2012	1 039

## GDP at current prices

millions of US Dollars, PPP, 2015	168 009
millions of BYR, 2015 *	869 701 664

## GDP at current prices, per capita

US Dollars, PPP, 2015	17 693
BYR, 2015 *	91 587 746

## Final consumption expenditure at current prices, per capita

US Dollars, PPP, 2015	11 642
-----------------------	--------

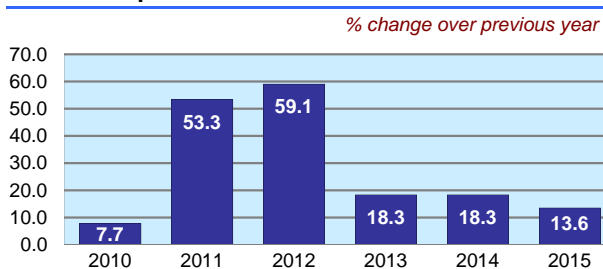
## Purchasing Power Parity (PPP)

BYR per USD, US=1, 2015 *	5176.5
---------------------------	--------

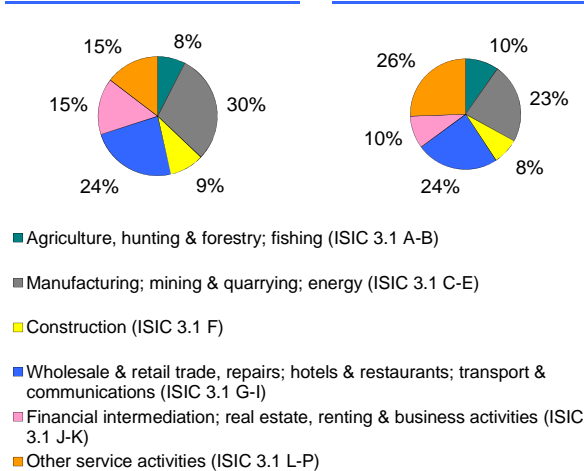
## Exchange rate

Annual average, BYR per USD, 2015 *	15926.0
-------------------------------------	---------

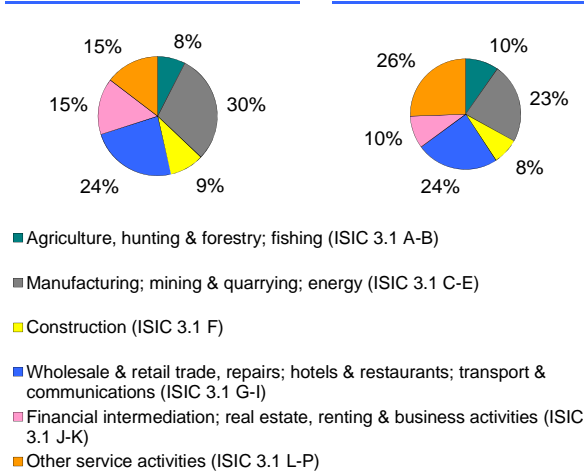
## Consumer price index



## GDP by major sectors, 2015



## Employment in major sectors, 2015



## Transport infrastructure

Railways	
total length in kilometres, 2011	20 000
Motorways	
total length in kilometres	..

\* In July 2016 the new Belarussian ruble was introduced at a rate of 1 new ruble = 10 000 old rubles. Local currency values for this publication are provided in old rubles.