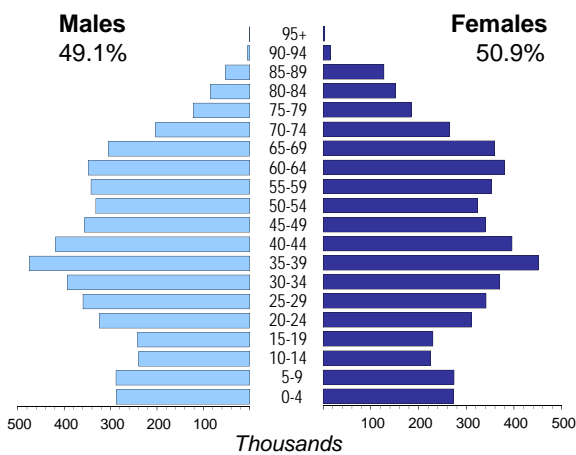


CZECHIA

Capital (population in thsd, 2015)	Prague (1259)
Area (km²)	78 866
Total population (thsd, 2014)	10 525
Population density (per km²)	133
National currency	Czech koruna (CZK)
National statistical office	Czech Statistical Office www.czso.cz

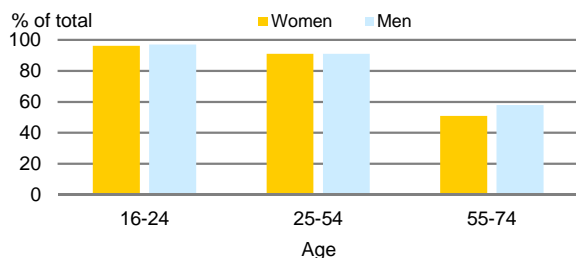


Population by age, 2014



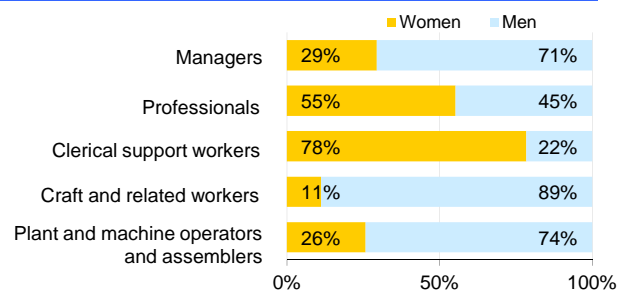
Life expectancy (in years)	at birth	at 65
	2014	2014
Males	75.8	16.1
Females	82.0	19.8
Total fertility rate, 2014	1.5	
average number of children per woman		
Adolescent fertility rate, 2014	11.9	
number of live births per 1,000 women aged 15-19		
Mean age of women at birth of first child, 2014	28.1	
age in years		

Computer use by age and sex, 2015

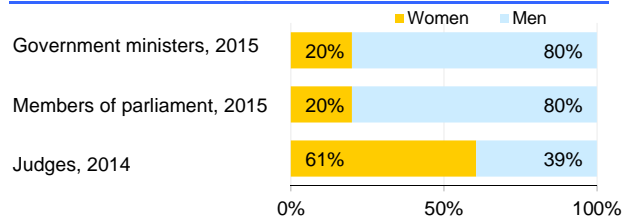


Women in the labour force, 2015	44%
percentage of total for both sexes	
Gender pay gap	22%
monthly earnings, 2015	
hourly wage, 2014	22%
Women in part-time employment, 2015	10%
percentage of total of women employed	
Female tertiary students, 2013	57%
percentage of total for both sexes	
Women victims of homicide	..
percentage of total for both sexes	
Women researchers, 2013	28%
percentage of total for both sexes	

Women and men in selected occupation groups, 2015



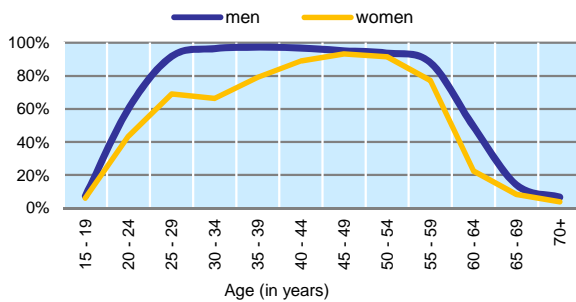
Women and men in public life



CZECHIA

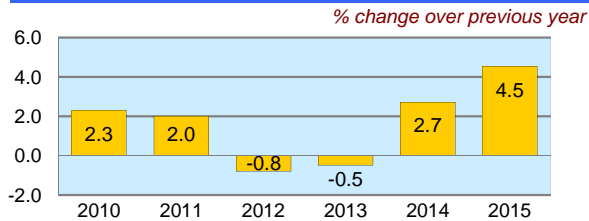
	2010	2011	2012	2013	2014	2015
Employment (% change over previous year)	-1.0	-0.3	0.4	0.3	0.6	1.4
Unemployment rate (%)	7.3	6.7	7.0	7.0	6.1	5.1
Youth unemployment rate (%)	18.3	18.1	19.5	19.0	15.9	..

Economic activity rate, 2015

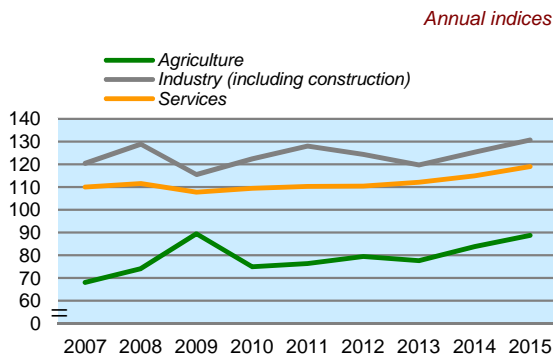


	% of GDP
Exports of goods and services, 2015	83.0
Imports of goods and services, 2015	76.8
External trade balance, 2015	6.1

Real GDP growth rate



GDP in agriculture, industry, services (2005=100)



Forest resources

Area of forest	
percentage of land area, 2015	34.5

Road accidents

Persons injured	
in road accidents, 2013	25 288
Persons killed	
in road accidents, 2013	654

GDP at current prices

millions of US Dollars, PPP, 2015	345 647
millions of CZK, 2015	4 554 615

GDP at current prices, per capita

US Dollars, PPP, 2015	32 785
CZK, 2015	432 006

Final consumption expenditure at current prices, per capita

US Dollars, PPP, 2015	21 806
-----------------------	--------

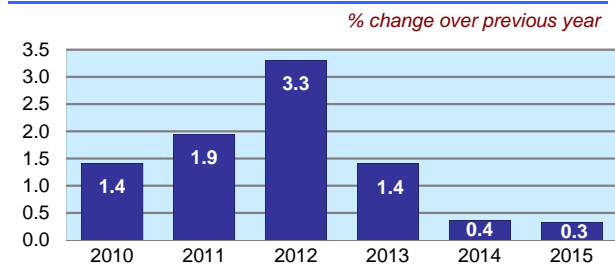
Purchasing Power Parity (PPP)

CZK per USD, US=1, 2015	13.177
-------------------------	--------

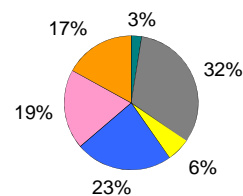
Exchange rate

Annual average, CZK per USD, 2015	24.599
-----------------------------------	--------

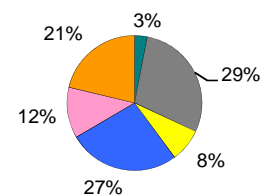
Consumer price index



GDP by major sectors, 2015



Employment in major sectors, 2015



- Agriculture, forestry and fishing (ISIC 4 A)
- Manufacturing, mining and quarrying, energy and water supply (ISIC 4 B-E)
- Construction (ISIC 4 F)
- Wholesale and retail trade, transportation, accommodation and food, communication activities (ISIC 4 G-J)
- Financial, insurance, real estate and other business service activities (ISIC 4 K-N)
- Public administration and defence, education, health and other service activities (ISIC 4 O-U)

Transport infrastructure

Railways	
total length in kilometres, 2013	9 560
Motorways	
total length in kilometres, 2013	776