

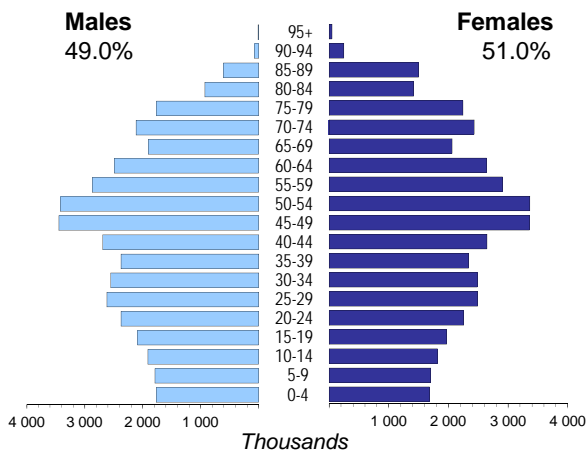


GERMANY

Capital (population in thsd, 2016)	Berlin (3610)
Area (km²)	357 030
Total population (thsd, 2014)	80 983
Population density (per km²)	227
National currency	Euro (EUR)
National statistical office	Federal Statistical Office www.destatis.de

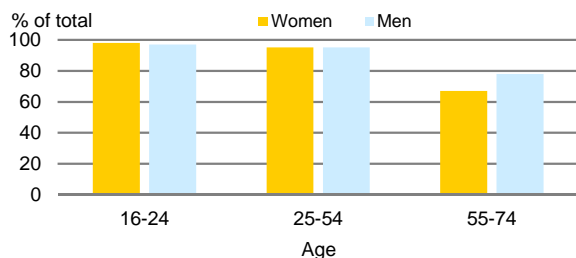


Population by age, 2014



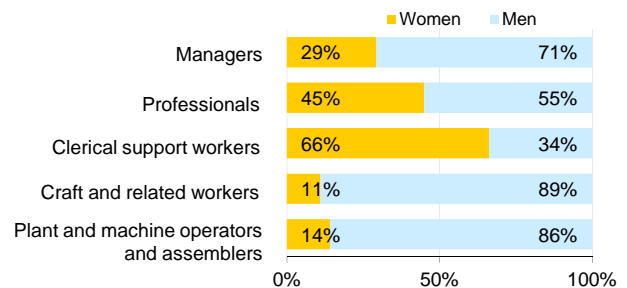
Life expectancy (in years)	at birth	at 65
	2014	2014
Males	78.7	18.2
Females	83.6	21.4
Total fertility rate, 2014	1.5	
average number of children per woman		
Adolescent fertility rate, 2014	7.8	
number of live births per 1,000 women aged 15-19		
Mean age of women at birth of first child, 2014	29.4	
age in years		

Computer use by age and sex, 2015

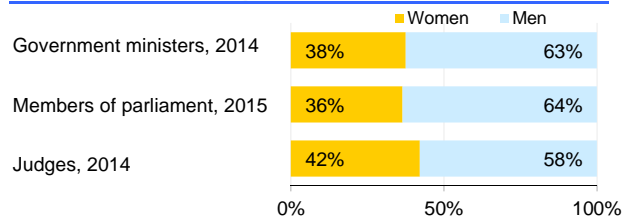


Women in the labour force, 2015	46%
percentage of total for both sexes	
Gender pay gap	18%
monthly earnings, 2014	
hourly wage, 2014	22%
Women in part-time employment, 2015	47%
percentage of total of women employed	
Female tertiary students, 2013	47%
percentage of total for both sexes	
Women victims of homicide, 2015	45%
percentage of total for both sexes	
Women researchers, 2013	28%
percentage of total for both sexes	

Women and men in selected occupation groups, 2015



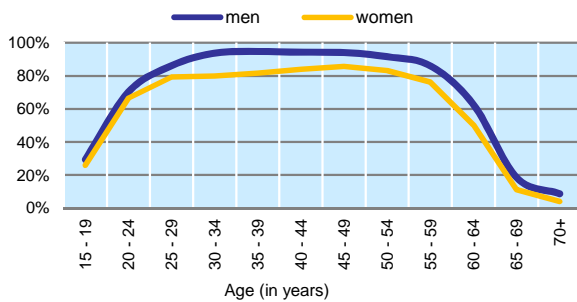
Women and men in public life



GERMANY

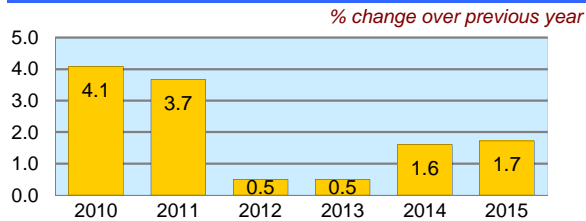
	2010	2011	2012	2013	2014	2015
Employment (% change over previous year)	0.3	1.4	1.2	0.6	0.8	0.9
Unemployment rate (%)	7.0	5.8	5.4	5.2	5.0	4.6
Youth unemployment rate (%)	9.9	8.5	8.0	7.8	7.7	..

Economic activity rate, 2015

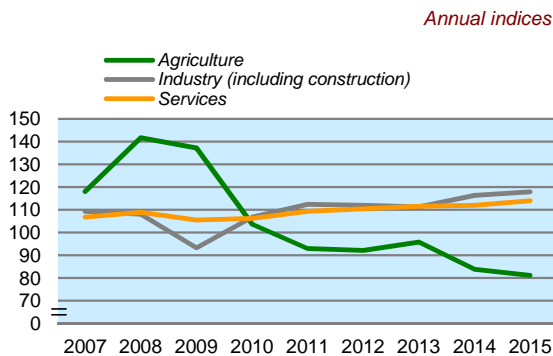


	% of GDP
Exports of goods and services, 2015	46.8
Imports of goods and services, 2015	39.2
External trade balance, 2015	7.6

Real GDP growth rate



GDP in agriculture, industry, services (2005=100)



Forest resources

Area of forest	
percentage of land area, 2015	32.8

Road accidents

Persons injured	
in road accidents, 2013	374 142
Persons killed	
in road accidents, 2013	3 339

GDP at current prices

millions of US Dollars, PPP, 2015	3 857 073
millions of EUR, 2015	3 032 820

GDP at current prices, per capita

US Dollars, PPP, 2015	47 221
EUR, 2015	37 130

Final consumption expenditure at current prices, per capita

US Dollars, PPP, 2015	34 560
-----------------------	--------

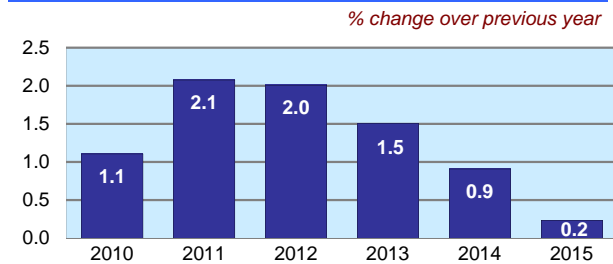
Purchasing Power Parity (PPP)

EUR per USD, US=1, 2015	0.786
-------------------------	-------

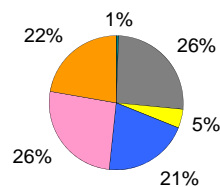
Exchange rate

Annual average, EUR per USD, 2015	0.902
-----------------------------------	-------

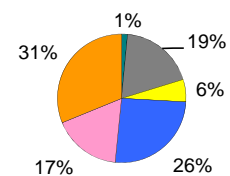
Consumer price index



GDP by major sectors, 2015



Employment in major sectors, 2015



- Agriculture, forestry and fishing (ISIC 4 A)
- Manufacturing, mining and quarrying, energy and water supply (ISIC 4 B-E)
- Construction (ISIC 4 F)
- Wholesale and retail trade, transportation, accommodation and food, communication activities (ISIC 4 G-J)
- Financial, insurance, real estate and other business service activities (ISIC 4 K-N)
- Public administration and defence, education, health and other service activities (ISIC 4 O-U)

Transport infrastructure

Railways	
total length in kilometres, 2013	41 328
Motorways	
total length in kilometres, 2013	12 917