

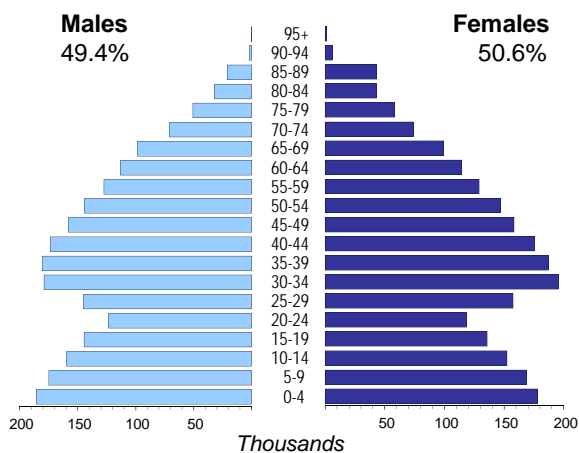


IRELAND

Capital (population in thsd, 2011)	Dublin (528)
Area (km²)	70 273
Total population (thsd, 2014)	4 617
Population density (per km²)	66
National currency	Euro (EUR)
National statistical office	Central Statistics Office www.cso.ie



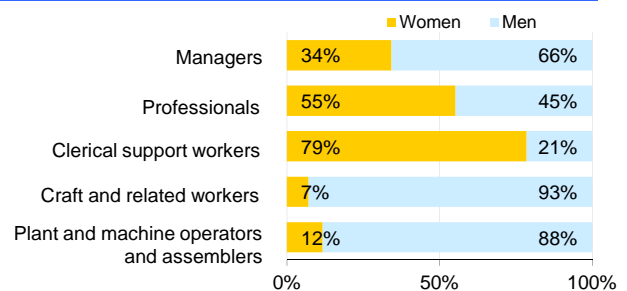
Population by age, 2014



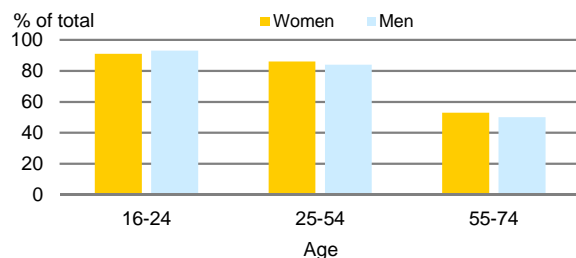
Women in the labour force, 2015 percentage of total for both sexes	45%
Gender pay gap monthly earnings, 2014 hourly wage, 2012	26% 14%
Women in part-time employment, 2015 percentage of total of women employed	34%
Female tertiary students, 2013 percentage of total for both sexes	51%
Women victims of homicide, 2015 percentage of total for both sexes	19%
Women researchers, 2013 percentage of total for both sexes	32%

Life expectancy (in years)	at birth	at 65
	2014	2014
Males	79.3	18.4
Females	83.5	21.1
Total fertility rate, 2014 average number of children per woman	1.9	
Adolescent fertility rate, 2014 number of live births per 1,000 women aged 15-19	9.0	
Mean age of women at birth of first child, 2015 age in years	30.7	

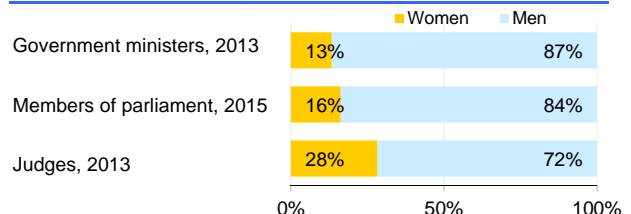
Women and men in selected occupation groups, 2015



Computer use by age and sex, 2015



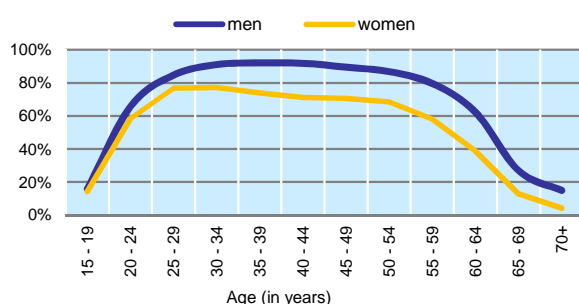
Women and men in public life



IRELAND

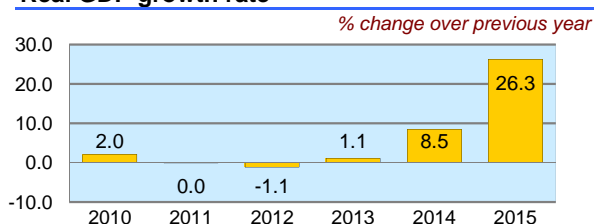
	2010	2011	2012	2013	2014	2015
Employment (% change over previous year)	-4.1	-0.5	-0.6	2.5	1.7	2.5
Unemployment rate (%)	13.9	14.7	14.7	13.1	11.3	9.4
Youth unemployment rate (%)	27.6	29.1	30.4	26.8	23.9	..

Economic activity rate, 2015

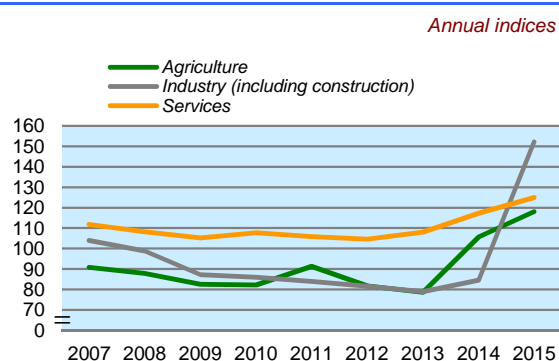


	% of GDP
Exports of goods and services, 2015	124.0
Imports of goods and services, 2015	92.2
External trade balance, 2015	31.7

Real GDP growth rate



GDP in agriculture, industry, services (2005=100)



Forest resources

Area of forest	
percentage of land area, 2015	11.0

Road accidents

Persons injured	
in road accidents, 2012	7 978
Persons killed	
in road accidents, 2013	190

GDP at current prices

millions of US Dollars, PPP, 2015	302 314
millions of EUR, 2015	255 815

GDP at current prices, per capita

US Dollars, PPP, 2015	65 123
EUR, 2015	55 106

Final consumption expenditure at current prices, per capita

US Dollars, PPP, 2015	30 386
-----------------------	--------

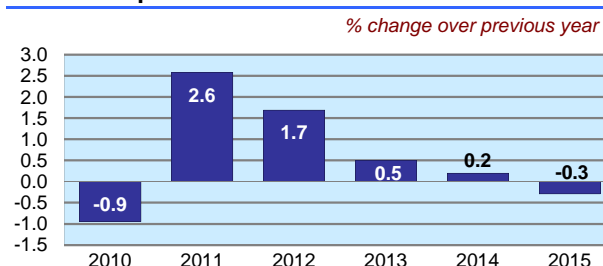
Purchasing Power Parity (PPP)

EUR per USD, US=1, 2015	0.846
-------------------------	-------

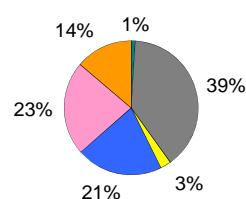
Exchange rate

Annual average, EUR per USD, 2015	0.902
-----------------------------------	-------

Consumer price index



GDP by major sectors, 2015



■ Agriculture, forestry and fishing (ISIC 4 A)

■ Manufacturing, mining and quarrying, energy and water supply (ISIC 4 B-E)

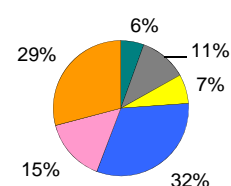
■ Construction (ISIC 4 F)

■ Wholesale and retail trade, transportation, accommodation and food, communication activities (ISIC 4 G-J)

■ Financial, insurance, real estate and other business service activities (ISIC 4 K-N)

■ Public administration and defence, education, health and other service activities (ISIC 4 O-U)

Employment in major sectors, 2015



Transport infrastructure

Railways	
total length in kilometres, 2013	1 931
Motorways	
total length in kilometres, 2013	897