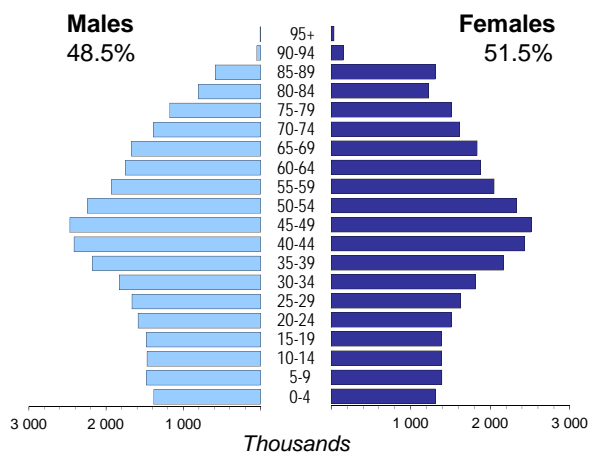


ITALY

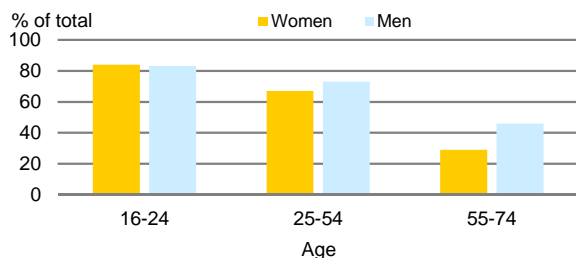
Capital (population in thsd, 2016)	Rome (2865)
Area (km²)	301 337
Total population (thsd, 2014)	60 789
Population density (per km²)	202
National currency	Euro (EUR)
National statistical office	National Institute of Statistics (ISTAT)
	www.istat.it

Population by age, 2014



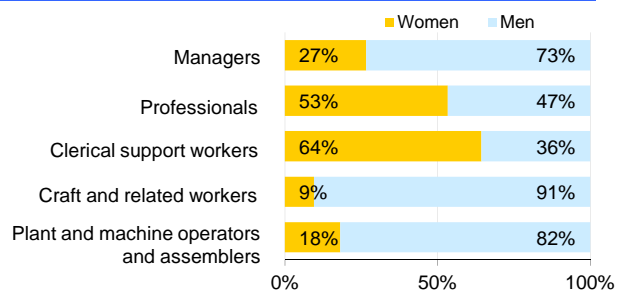
Life expectancy (in years)	at birth	at 65
	2014	2014
Males	80.7	19.2
Females	85.6	22.8
Total fertility rate, 2014	1.4	
average number of children per woman		
Adolescent fertility rate, 2014	5.6	
number of live births per 1,000 women aged 15-19		
Mean age of women at birth of first child, 2014	30.7	
age in years		

Computer use by age and sex, 2015

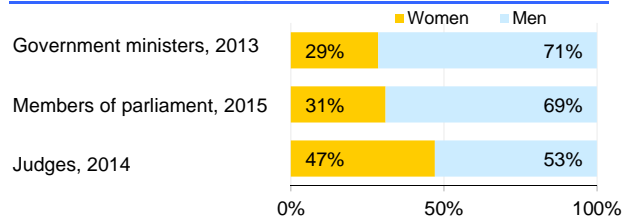


Women in the labour force, 2015	42%
percentage of total for both sexes	
Gender pay gap	
monthly earnings, 2011	27%
hourly wage, 2014	7%
Women in part-time employment, 2015	33%
percentage of total of women employed	
Female tertiary students, 2013	57%
percentage of total for both sexes	
Women victims of homicide, 2012	30%
percentage of total for both sexes	
Women researchers, 2013	36%
percentage of total for both sexes	

Women and men in selected occupation groups, 2015



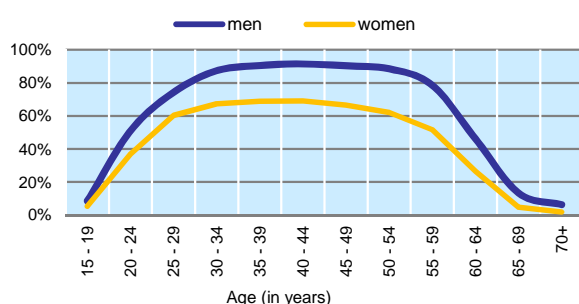
Women and men in public life



ITALY

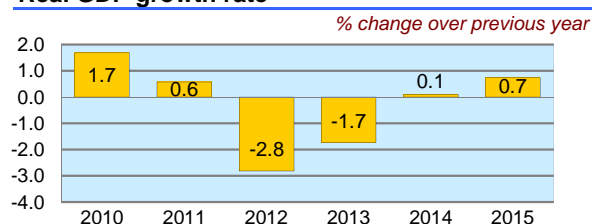
	2010	2011	2012	2013	2014	2015
Employment (% change over previous year)	-0.6	0.3	-0.3	-1.8	0.1	0.6
Unemployment rate (%)	8.4	8.4	10.7	12.1	12.7	11.9
Youth unemployment rate (%)	27.9	29.2	35.3	40.0	42.7	..

Economic activity rate, 2015

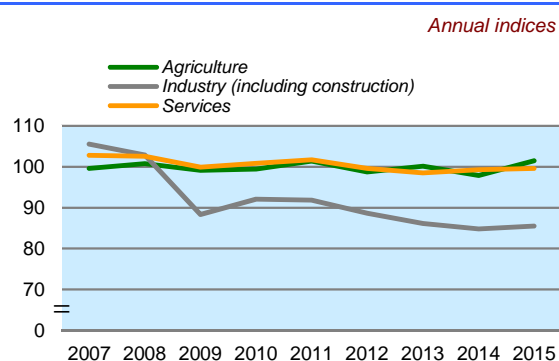


	% of GDP
Exports of goods and services, 2015	30.1
Imports of goods and services, 2015	27.0
External trade balance, 2015	3.1

Real GDP growth rate



GDP in agriculture, industry, services (2005=100)



Forest resources

Area of forest	
percentage of land area, 2015	33.7

Road accidents

Persons injured	
in road accidents, 2013	257 421
Persons killed	
in road accidents, 2013	3 385

GDP at current prices

millions of US Dollars, PPP, 2015	2 190 679
millions of EUR, 2015	1 642 444

GDP at current prices, per capita

US Dollars, PPP, 2015	36 072
EUR, 2015	27 045

Final consumption expenditure at current prices, per capita

US Dollars, PPP, 2015	28 832
-----------------------	--------

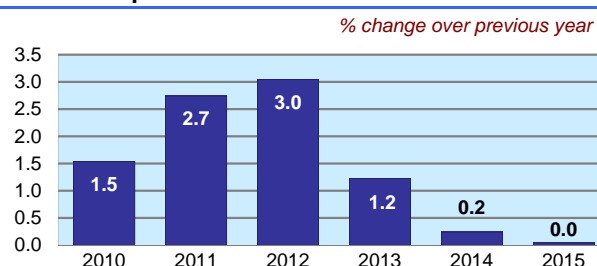
Purchasing Power Parity (PPP)

EUR per USD, US=1, 2015	0.750
-------------------------	-------

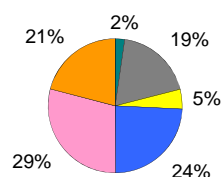
Exchange rate

Annual average, EUR per USD, 2015	0.902
-----------------------------------	-------

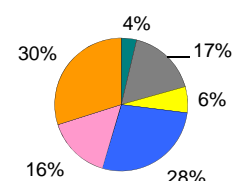
Consumer price index



GDP by major sectors, 2015



Employment in major sectors, 2015



- Agriculture, forestry and fishing (ISIC 4 A)
- Manufacturing, mining and quarrying, energy and water supply (ISIC 4 B-E)
- Construction (ISIC 4 F)
- Wholesale and retail trade, transportation, accommodation and food, communication activities (ISIC 4 G-J)
- Financial, insurance, real estate and other business service activities (ISIC 4 K-N)
- Public administration and defence, education, health and other service activities (ISIC 4 O-U)

Transport infrastructure

Railways	
total length in kilometres, 2013	16 752
Motorways	
total length in kilometres, 2012	6 726