

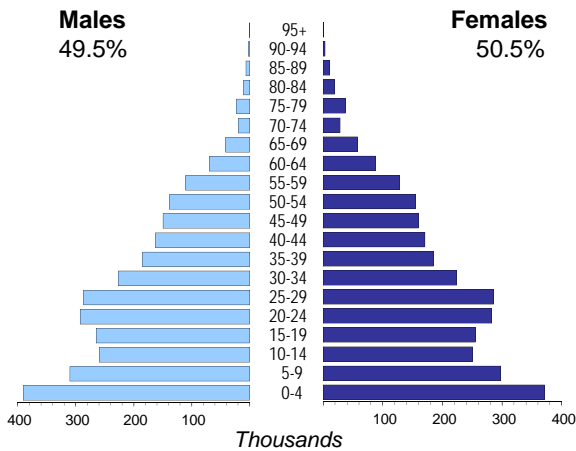


KYRGYZSTAN

Capital (population in thsd, 2016)	Bishkek (959)
Area (km²)	199 900
Total population (thsd, 2015)	5 957
Population density (per km²)	30
National currency	Kyrgyz som (KGS)
National statistical office	National Statistical Committee of the Kyrgyz Republic www.stat.kg



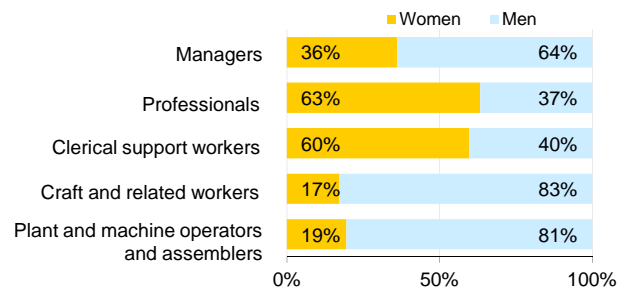
Population by age, 2015



Women in the labour force, 2013 percentage of total for both sexes	40%
Gender pay gap monthly earnings, 2015 hourly wage, 2015	25% 62%
Women in part-time employment percentage of total of women employed	..
Female tertiary students, 2015 percentage of total for both sexes	55%
Women victims of homicide, 2011 percentage of total for both sexes	22%
Women researchers, 2015 percentage of total for both sexes	51%

Life expectancy (in years)	at birth	at 65
	2013	2013
Males	66.3	13.3
Females	74.3	16.4
Total fertility rate, 2013 average number of children per woman	3.1	
Adolescent fertility rate, 2013 number of live births per 1,000 women aged 15-19	41.9	
Mean age of women at birth of first child, 2013 age in years	23.3	

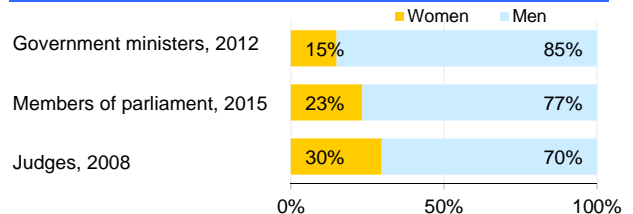
Women and men in selected occupation groups, 2015



Computer use by age and sex



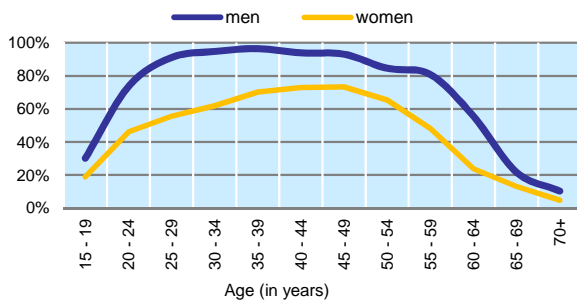
Women and men in public life



KYRGYZSTAN

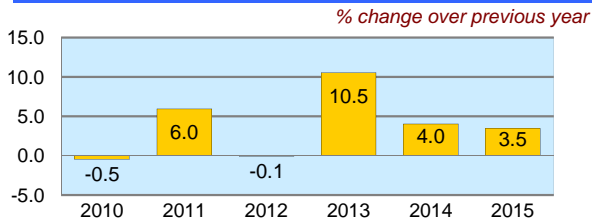
	2010	2011	2012	2013	2014	2015
Employment (% change over previous year)	1.2	1.5	0.4	-1.0	1.8	-2.0
Unemployment rate (%)	8.6	8.5	8.4	8.3	8.0	7.6
Youth unemployment rate (%)	16.7	16.6	17.6	13.4	14.0	15.0

Economic activity rate, 2015

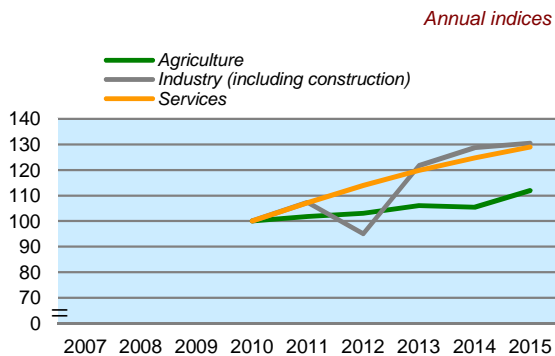


	% of GDP
Exports of goods and services, 2015	36.2
Imports of goods and services, 2015	72.2
External trade balance, 2015	-36.1

Real GDP growth rate



GDP in agriculture, industry, services (2010=100)



Forest resources

Area of forest	
percentage of land area, 2015	3.5

Road accidents

Persons injured	
in road accidents, 2014	10 510
Persons killed	
in road accidents, 2014	1 022

GDP at current prices

millions of US Dollars, PPP, 2015	20 413
millions of KGS, 2015	423 636

GDP at current prices, per capita

US Dollars, PPP, 2015	3 436
KGS, 2015	71 320

Final consumption expenditure at current prices, per capita

US Dollars, PPP, 2015	3 633
-----------------------	-------

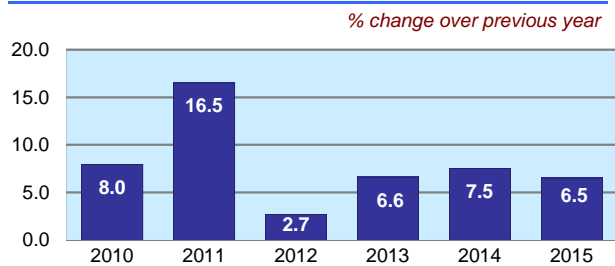
Purchasing Power Parity (PPP)

KGS per USD, US=1, 2015	20.754
-------------------------	--------

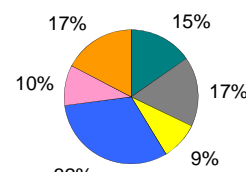
Exchange rate

Annual average, KGS per USD, 2015	64.462
-----------------------------------	--------

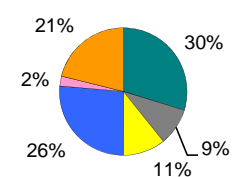
Consumer price index



GDP by major sectors, 2015



Employment in major sectors, 2015



■ Agriculture, forestry and fishing (ISIC 4 A)

■ Manufacturing, mining and quarrying, energy and water supply (ISIC 4 B-E)

■ Construction (ISIC 4 F)

■ Wholesale and retail trade, transportation, accommodation and food, communication activities (ISIC 4 G-J)

■ Financial, insurance, real estate and other business service activities (ISIC 4 K-N)

■ Public administration and defence, education, health and other service activities (ISIC 4 O-U)

Transport infrastructure

Railways	
total length in kilometres, 2012	417
Motorways	
total length in kilometres, 1996	140