

MALTA

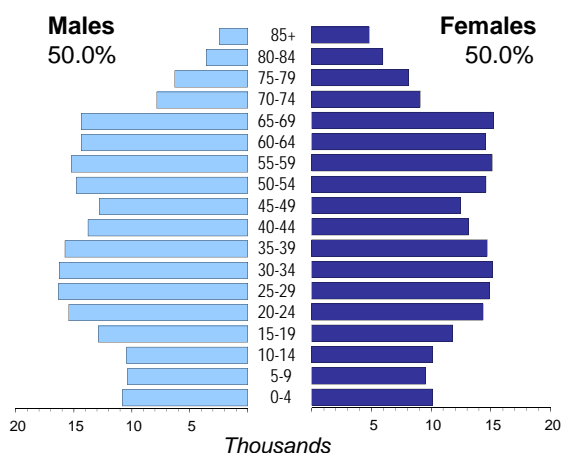
Capital (population in thsd, 2014)	Valletta (6)
Area (km²)	316
Total population (thsd, 2014)	427
Population density (per km²)	1 352
National currency	Euro (EUR)
National statistical office	

National Statistics Office Malta

www.nso.gov.mt



Population by age, 2014



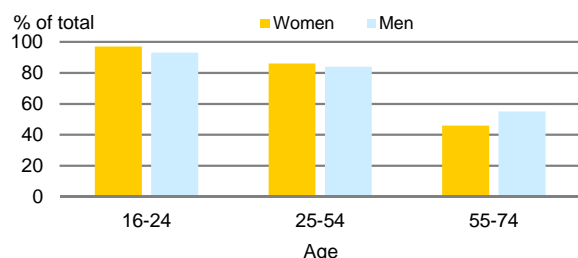
Life expectancy (in years)	at birth	at 65
	2014	2014
Males	79.8	18.6
Females	84.2	21.7

Total fertility rate, 2014	
average number of children per woman	1.4

Adolescent fertility rate, 2014	
number of live births per 1,000 women aged 15-19	12.9

Mean age of women at birth of first child, 2014	
age in years	28.6

Computer use by age and sex, 2015



Women in the labour force, 2015	
percentage of total for both sexes	39%

Gender pay gap	
monthly earnings, 2014	18%
hourly wage, 2014	11%

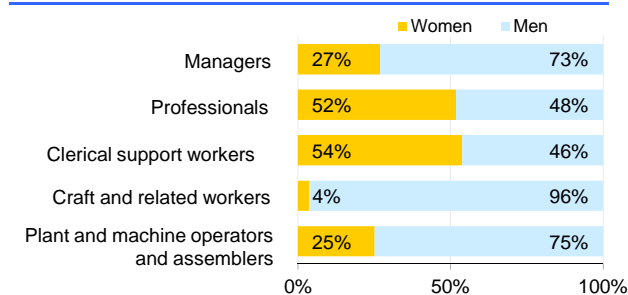
Women in part-time employment, 2015	
percentage of total of women employed	28%

Female tertiary students, 2013	
percentage of total for both sexes	55%

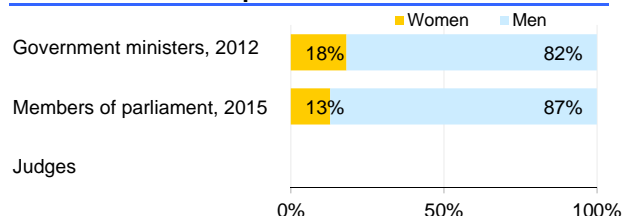
Women victims of homicide, 2010	
percentage of total for both sexes	25%

Women researchers, 2013	
percentage of total for both sexes	30%

Women and men in selected occupation groups, 2015



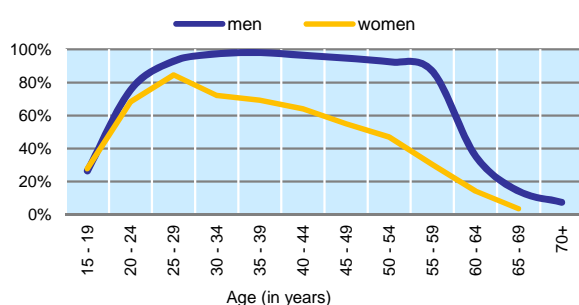
Women and men in public life



MALTA

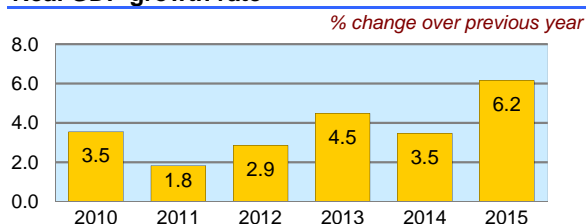
	2010	2011	2012	2013	2014	2015
Employment (% change over previous year)	1.7	2.9	2.5	3.7	5.1	3.4
Unemployment rate (%)	6.9	6.4	6.3	6.4	5.8	5.4
Youth unemployment rate (%)	13.2	13.3	14.1	13.0	11.8	..

Economic activity rate, 2015

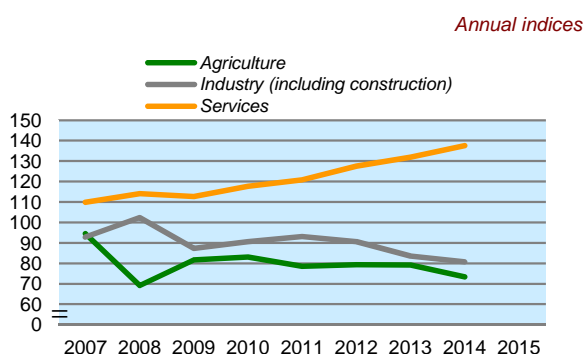


	% of GDP
Exports of goods and services, 2015	140.6
Imports of goods and services, 2015	137.7
External trade balance, 2015	2.9

Real GDP growth rate



GDP in agriculture, industry, services (2005=100) *



Forest resources

Area of forest	
percentage of land area, 2015	1.1

Road accidents

Persons injured	
in road accidents, 2012	1 590
Persons killed	
in road accidents, 2013	18

GDP at current prices

millions of US Dollars, PPP, 2015	14 380
millions of EUR, 2015	8 788

GDP at current prices, per capita

US Dollars, PPP, 2015	33 293
EUR, 2015	20 347

Final consumption expenditure at current prices, per capita

US Dollars, PPP, 2015	24 049
-----------------------	--------

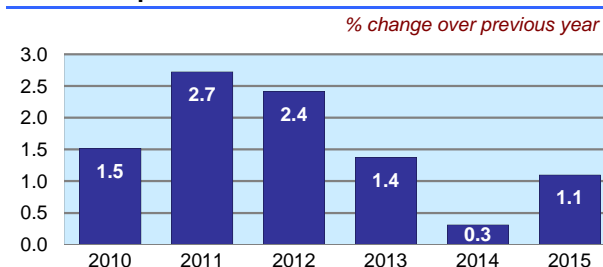
Purchasing Power Parity (PPP)

EUR per USD, US=1, 2015	0.611
-------------------------	-------

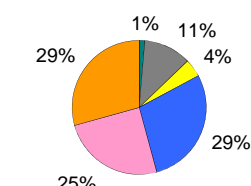
Exchange rate

Annual average, EUR per USD, 2015	0.902
-----------------------------------	-------

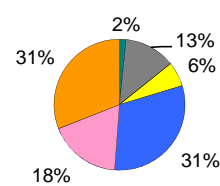
Consumer price index



GDP by major sectors, 2015



Employment in major sectors, 2015



- Agriculture, forestry and fishing (ISIC 4 A)
- Manufacturing, mining and quarrying, energy and water supply (ISIC 4 B-E)
- Construction (ISIC 4 F)
- Wholesale and retail trade, transportation, accommodation and food, communication activities (ISIC 4 G-J)
- Financial, insurance, real estate and other business service activities (ISIC 4 K-N)
- Public administration and defence, education, health and other service activities (ISIC 4 O-U)

Transport infrastructure

Railways	
total length in kilometres	..
Motorways	
total length in kilometres	..

* Source: United Nations Statistics Division National Accounts Main Aggregates Database