

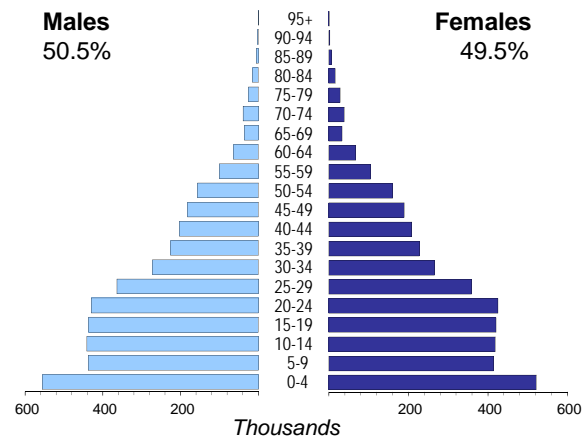


# TAJIKISTAN

<b>Capital (population in thsd, 2015)</b>	Dushanbe (789)
<b>Area (km<sup>2</sup>)</b>	143 100
<b>Total population (thsd, 2012)</b>	7 897
<b>Population density (per km<sup>2</sup>)</b>	55
<b>National currency</b>	Tajik somoni (TJS)
<b>National statistical office</b>	Statistical Agency under the President of the Republic of Tajikistan
	<a href="http://www.stat.tj">www.stat.tj</a>



## Population by age, 2012

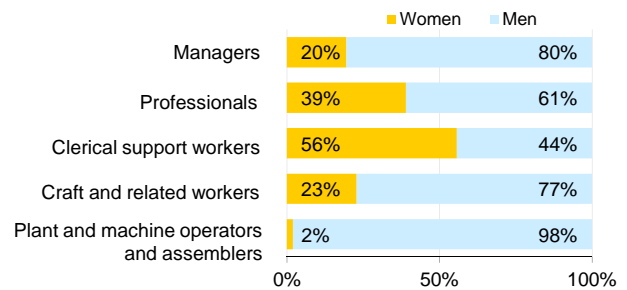


<b>Women in the labour force, 2009</b> percentage of total for both sexes	43%
<b>Gender pay gap</b> monthly earnings, 2011 hourly wage	51%
<b>Women in part-time employment</b> percentage of total of women employed	..
<b>Female tertiary students, 2014</b> percentage of total for both sexes	39%
<b>Women victims of homicide, 2008</b> percentage of total for both sexes	42%
<b>Women researchers, 2012</b> percentage of total for both sexes	20%

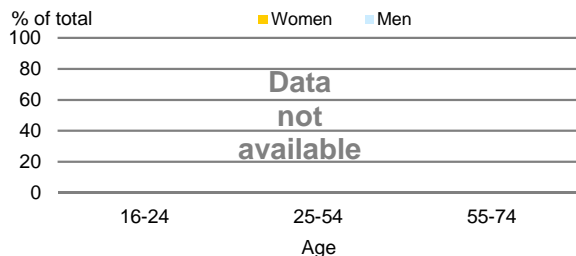
Life expectancy (in years)	at birth		at 65	
	2014	2012	2014	2012
<b>Males</b>	71.6	13.5		
<b>Females</b>	75.4	15.1		

<b>Total fertility rate, 2014</b> average number of children per woman	3.8
<b>Adolescent fertility rate, 2012</b> number of live births per 1,000 women aged 15-19	54.0
<b>Mean age of women at birth of first child, 2009</b> age in years	23.6

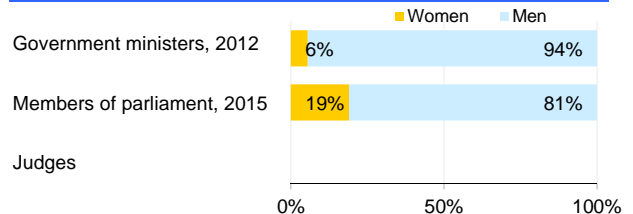
## Women and men in selected occupation groups, 2009



## Computer use by age and sex



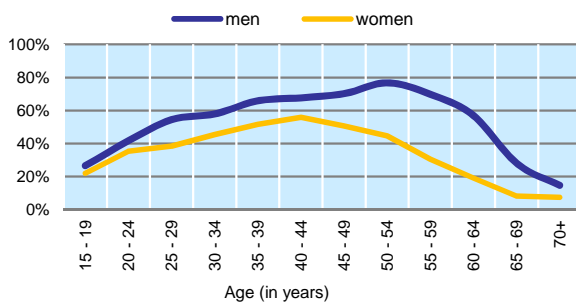
## Women and men in public life



# TAJIKISTAN

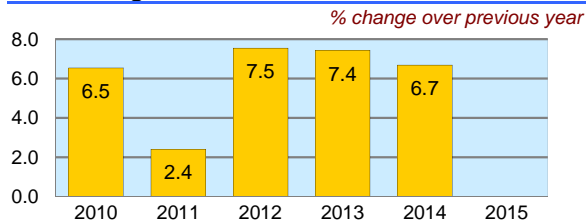
	2010	2011	2012	2013	2014	2015
Employment (% change over previous year)	1.0	0.7	1.9	0.7	0.8	..
Unemployment rate (%)	2.1	2.3	2.4	2.3	2.4	..
Youth unemployment rate (%)	..	..	..	..	..	..

## Economic activity rate, 2009

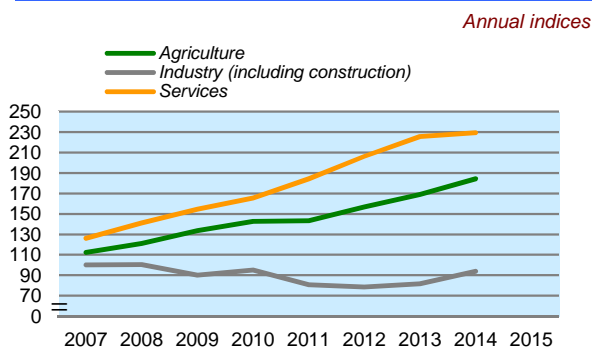


	% of GDP
Exports of goods and services, 2014	11.3
Imports of goods and services, 2014	58.5
External trade balance, 2014	-47.2

## Real GDP growth rate



## GDP in agriculture, industry, services (2005=100)



## Forest resources

Area of forest	
percentage of land area, 2015	3.0

## Road accidents

Persons injured	
in road accidents, 2010	1 748
Persons killed	
in road accidents, 2012	441

## GDP at current prices

millions of US Dollars, PPP, 2015	23 579
millions of TJS, 2015	48 402

## GDP at current prices, per capita

US Dollars, PPP, 2015	2 780
TJS, 2015	5 706

## Final consumption expenditure at current prices, per capita

US Dollars, PPP, 2014	3 042
-----------------------	-------

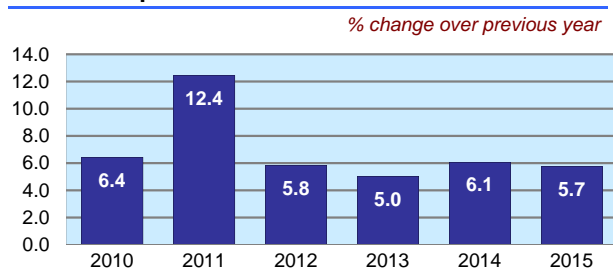
## Purchasing Power Parity (PPP)

TJS per USD, US=1, 2015	2.053
-------------------------	-------

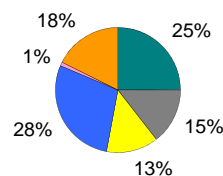
## Exchange rate

Annual average, TJS per USD, 2015	6.163
-----------------------------------	-------

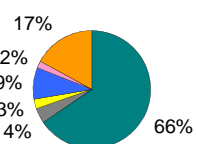
## Consumer price index



## GDP by major sectors, 2015



## Employment in major sectors, 2014



- Agriculture, hunting & forestry; fishing (ISIC 3.1 A-B)
- Manufacturing; mining & quarrying; energy (ISIC 3.1 C-E)
- Construction (ISIC 3.1 F)
- Wholesale & retail trade, repairs; hotels & restaurants; transport & communications (ISIC 3.1 G-I)
- Financial intermediation; real estate, renting & business activities (ISIC 3.1 J-K)
- Other service activities (ISIC 3.1 L-P)

## Transport infrastructure

Railways	
total length in kilometres, 1999	547
Motorways	
total length in kilometres	..