

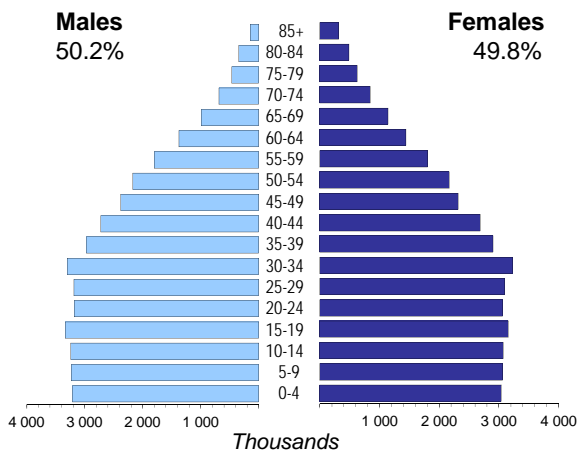


TURKEY

Capital (population in thsd, 2015)	Ankara (5271)
Area (km²)	774 815
Total population (thsd, 2014)	77 182
Population density (per km²)	100
National currency	New Turkish lira (TRY)
National statistical office	Turkish Statistical Institute (TURKSTAT)
	www.turkstat.gov.tr

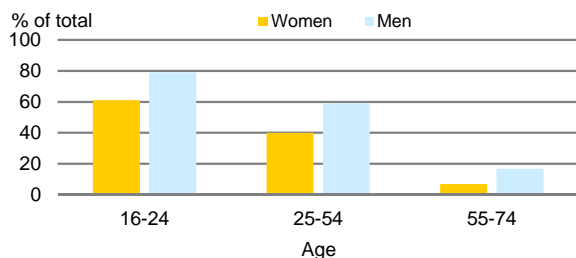


Population by age, 2014



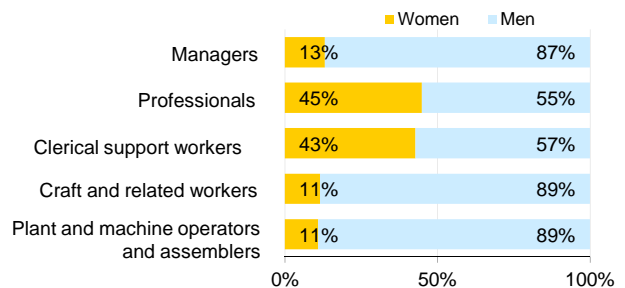
Life expectancy (in years)	at birth	at 65
	2015	2014
Males	74.9	16.2
Females	79.4	19.6
Total fertility rate, 2014	2.2	
average number of children per woman		
Adolescent fertility rate, 2014	26.7	
number of live births per 1,000 women aged 15-19		
Mean age of women at birth of first child, 2010	22.3	
age in years		

Computer use by age and sex, 2015

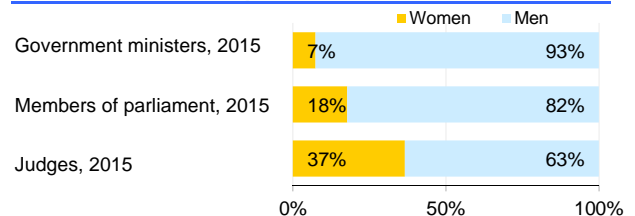


Women in the labour force, 2015	31%
percentage of total for both sexes	
Gender pay gap	
monthly earnings	..
hourly wage	..
Women in part-time employment, 2015	21%
percentage of total of women employed	
Female tertiary students, 2013	46%
percentage of total for both sexes	
Women victims of homicide, 2015	21%
percentage of total for both sexes	
Women researchers, 2013	36%
percentage of total for both sexes	

Women and men in selected occupation groups, 2015



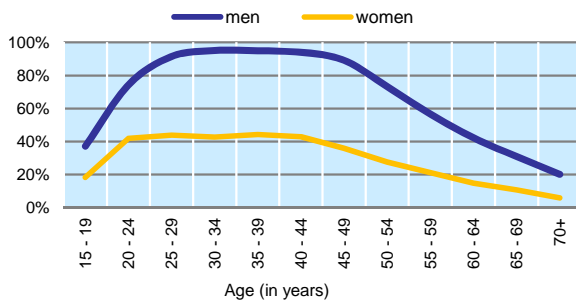
Women and men in public life



TURKEY

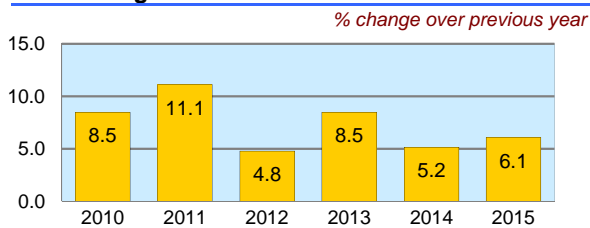
	2010	2011	2012	2013	2014	2015
Employment (% change over previous year)	6.0	6.4	2.9	2.8	5.4	2.7
Unemployment rate (%)	11.1	9.1	8.4	9.0	9.9	10.3
Youth unemployment rate (%)	19.7	16.7	15.7	16.9	17.8	..

Economic activity rate, 2015

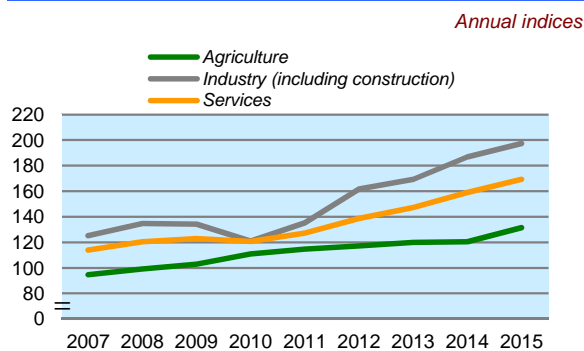


	% of GDP
Exports of goods and services, 2015	23.3
Imports of goods and services, 2015	26.0
External trade balance, 2015	-2.6

Real GDP growth rate



GDP in agriculture, industry, services (2005=100)



Forest resources

Area of forest	
percentage of land area, 2015	17.5

Road accidents

Persons injured	
in road accidents, 2014	285 059
Persons killed	
in road accidents, 2014	3 524

GDP at current prices

millions of US Dollars, PPP, 2015	1 846 613
millions of TRY, 2015	2 337 530

GDP at current prices, per capita

US Dollars, PPP, 2015	23 609
TRY, 2015	29 885

Final consumption expenditure at current prices, per capita

US Dollars, PPP, 2015	17 536
-----------------------	--------

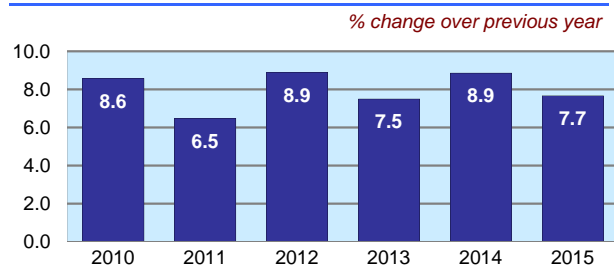
Purchasing Power Parity (PPP)

TRY per USD, US=1, 2015	1.266
-------------------------	-------

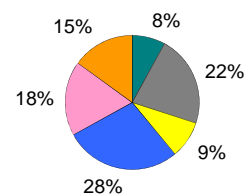
Exchange rate

Annual average, TRY per USD, 2015	2.725
-----------------------------------	-------

Consumer price index



GDP by major sectors, 2015



■ Agriculture, forestry and fishing (ISIC 4 A)

■ Manufacturing, mining and quarrying, energy and water supply (ISIC 4 B-E)

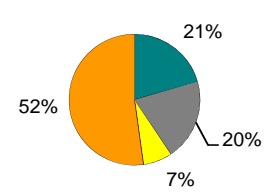
■ Construction (ISIC 4 F)

■ Wholesale and retail trade, transportation, accommodation and food, communication activities (ISIC 4 G-J)

■ Financial, insurance, real estate and other business service activities (ISIC 4 K-N)

■ Public administration and defence, education, health and other service activities (ISIC 4 O-U)

Employment in major sectors, 2015 *



* Public administration and defence, education, health and other service activities (ISIC 4 O-U) refers to all economic activities in the service sector (ISIC 4 G-U).