



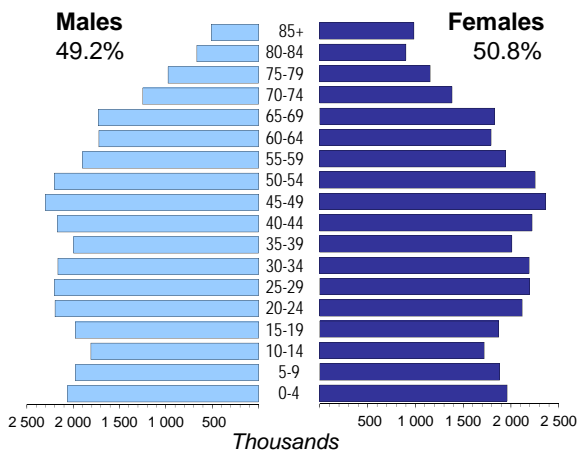
# UNITED KINGDOM

<b>Capital (population in thsd, 2015)</b>	London (8674)
<b>Area (km<sup>2</sup>)</b>	242 910
<b>Total population (thsd, 2014)</b>	64 613
<b>Population density (per km<sup>2</sup>)</b>	266
<b>National currency</b>	Pound sterling (GBP)
<b>National statistical office</b>	

Office for National Statistics  
[www.statistics.gov.uk](http://www.statistics.gov.uk)



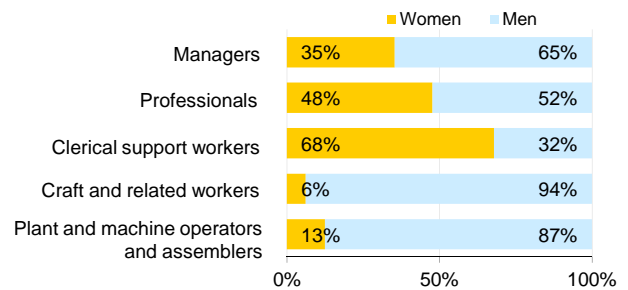
## Population by age, 2014



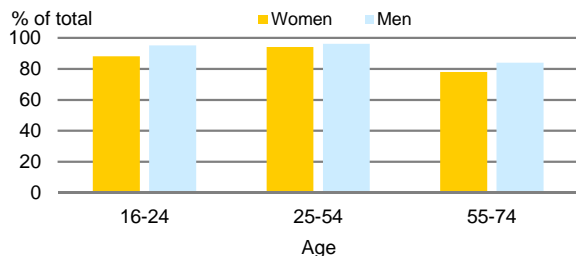
<b>Women in the labour force, 2015</b> percentage of total for both sexes	47%
<b>Gender pay gap</b> monthly earnings, 2015 hourly wage, 2014	34% 21%
<b>Women in part-time employment, 2015</b> percentage of total of women employed	42%
<b>Female tertiary students, 2013</b> percentage of total for both sexes	56%
<b>Women victims of homicide, 2014</b> percentage of total for both sexes	36%
<b>Women researchers, 2013</b> percentage of total for both sexes	38%

<b>Life expectancy (in years)</b>	at birth	at 65
	2014	2014
<b>Males</b>	79.5	18.8
<b>Females</b>	83.2	21.3
<b>Total fertility rate, 2014</b> average number of children per woman	1.8	
<b>Adolescent fertility rate, 2014</b> number of live births per 1,000 women aged 15-19	15.5	
<b>Mean age of women at birth of first child, 2014</b> age in years	28.5	

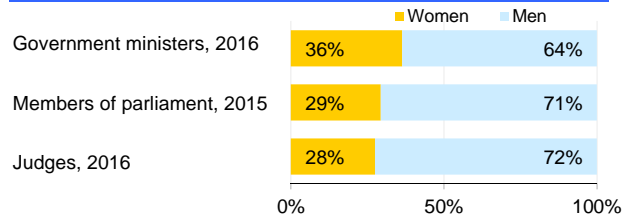
## Women and men in selected occupation groups, 2015



## Computer use by age and sex, 2015



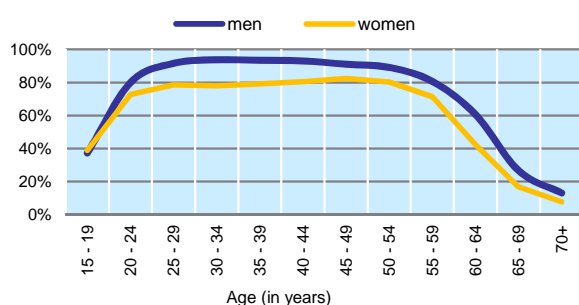
## Women and men in public life



# UNITED KINGDOM

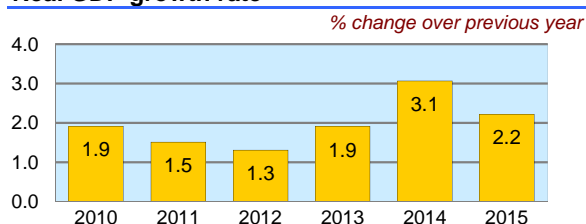
	2010	2011	2012	2013	2014	2015
Employment (% change over previous year)	0.2	0.5	1.1	1.2	2.4	1.8
Unemployment rate (%)	7.8	8.1	7.9	7.6	6.1	5.3
Youth unemployment rate (%)	19.9	21.3	21.2	20.7	16.9	..

## Economic activity rate, 2015

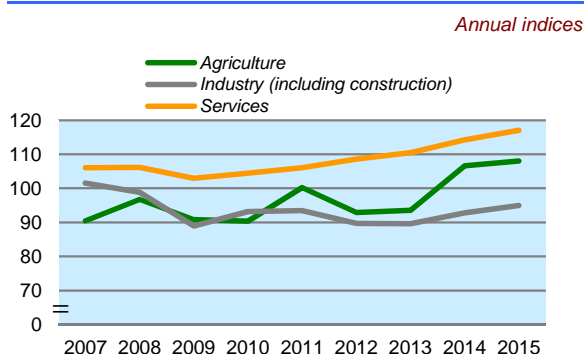


	% of GDP
Exports of goods and services, 2015	27.2
Imports of goods and services, 2015	29.3
External trade balance, 2015	-2.1

## Real GDP growth rate



## GDP in agriculture, industry, services (2005=100)



## Forest resources

Area of forest	
percentage of land area, 2015	13.0

## Road accidents

Persons injured	
in road accidents, 2013	191 088
Persons killed	
in road accidents, 2013	1 770

## GDP at current prices

millions of US Dollars, PPP, 2015	2 700 547
millions of GBP, 2015	1 870 693

## GDP at current prices, per capita

US Dollars, PPP, 2015	41 477
GBP, 2015	28 731

## Final consumption expenditure at current prices, per capita

US Dollars, PPP, 2015	35 008
-----------------------	--------

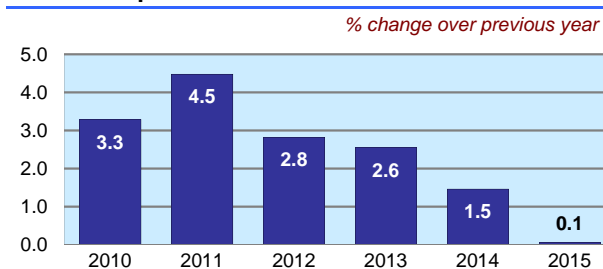
## Purchasing Power Parity (PPP)

GBP per USD, US=1, 2015	0.693
-------------------------	-------

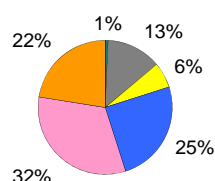
## Exchange rate

Annual average, GBP per USD, 2015	0.654
-----------------------------------	-------

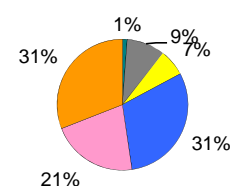
## Consumer price index



## GDP by major sectors, 2015



## Employment in major sectors, 2015



- Agriculture, forestry and fishing (ISIC 4 A)
- Manufacturing, mining and quarrying, energy and water supply (ISIC 4 B-E)
- Construction (ISIC 4 F)
- Wholesale and retail trade, transportation, accommodation and food, communication activities (ISIC 4 G-J)
- Financial, insurance, real estate and other business service activities (ISIC 4 K-N)
- Public administration and defence, education, health and other service activities (ISIC 4 O-U)

## Transport infrastructure

Railways	
total length in kilometres, 2010	15 884
Motorways	
total length in kilometres, 2011	3 686