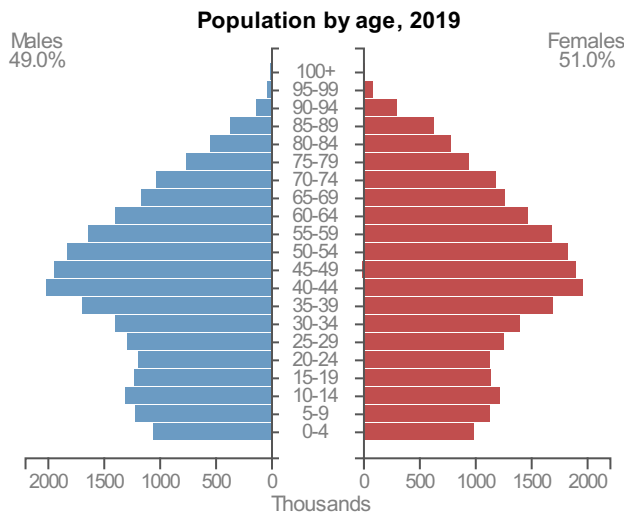




# SPAIN

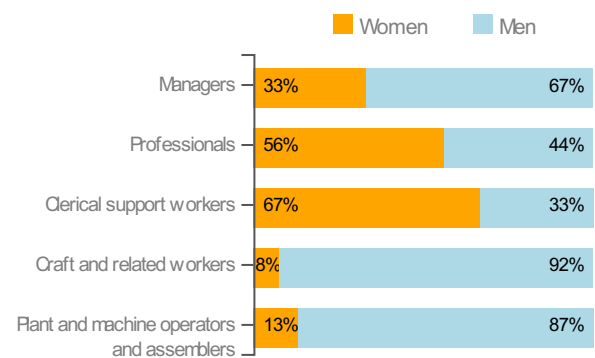
<b>Capital</b>	Madrid
<b>Area (km<sup>2</sup>)</b>	505 992
<b>Total population (thousands, 2019)</b>	47 135
<b>Population density (per km<sup>2</sup>)</b>	93
<b>National currency</b>	Euro (EUR)
<b>National statistical office</b>	<a href="http://www.ine.es">www.ine.es</a> National Institute of Statistics



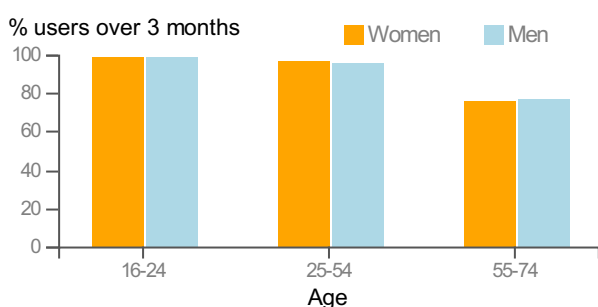
<b>Women in the labour force, 2019</b>	percentage of total for both sexes	47%
<b>Gender pay gap</b>	monthly earnings, 2018	21%
	hourly wage, 2019	12%
<b>Women in part-time employment, 2019</b>	percentage of employed women	24%
<b>Female tertiary students, 2017</b>	percentage of total for both sexes	54%
<b>Female victims of homicide, 2019</b>	percentage of total for both sexes	38%
<b>Women researchers, 2018</b>	percentage of total for both sexes	41%

<b>Life expectancy at birth, 2020</b>		
females, years	85.1	
males, years	79.7	
<b>Life expectancy at 65, 2020</b>		
females, years	22.4	
males, years	18.4	
<b>Total fertility rate, 2019</b>	average number of children per woman	1.2
<b>Adolescent fertility rate, 2019</b>	number of live births per 1000 women aged 15-19	6.0
<b>Mean age of women at birth of first child, 2019</b>	age in years	31.1

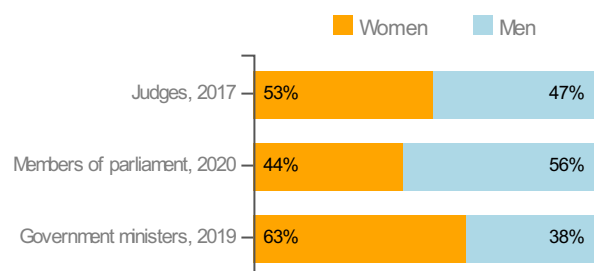
## Women and men in selected occupation groups, 2019



## Internet use by age and sex, 2019

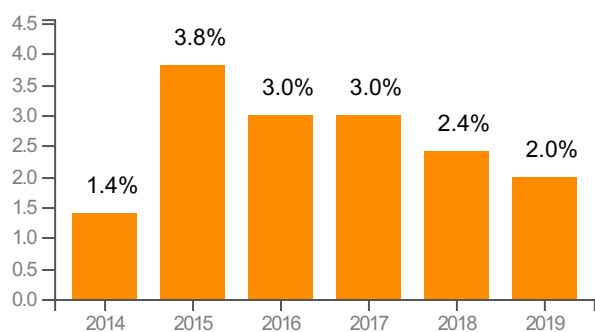


## Women and men in public life

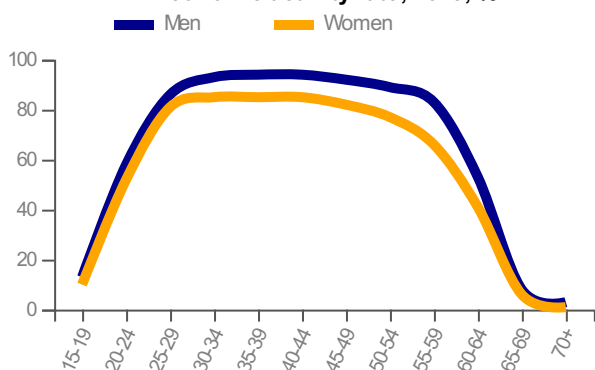


	2015	2016	2017	2018	2019	2020
<b>Employment (% change over previous year)</b>	2.8	2.1	2.6	2.3	2.2	-4.2
<b>Unemployment rate (%)</b>	22.1	19.6	17.2	15.3	14.1	..
<b>Youth unemployment rate (%)</b>	48.3	44.4	38.6	34.3	32.5	..

### Real GDP growth rate



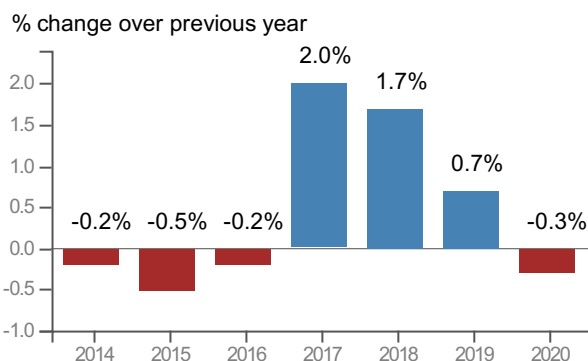
### Economic activity rate, 2019, %



### GDP

current prices, millions of US dollars, PPP, 2019	1 986 413
GDP, per capita	
current prices, US dollars, PPP, 2019	42 171
Exports of goods and services	
% of GDP, 2019	34.9
Imports of goods and services	
% of GDP, 2019	31.9
Final consumption expenditure, per capita	
current prices, US dollars, PPP, 2019	32 142
Purchasing Power Parity (PPP)	
EUR per USD, US=1, 2019	0.627

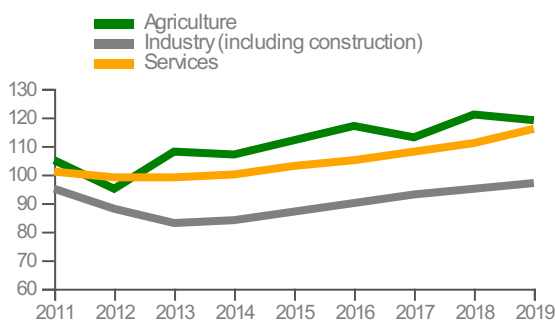
### Consumer price index



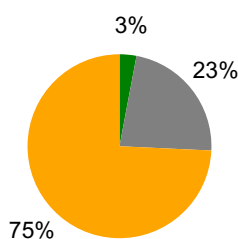
### Forest resources

Area of forest (percentage of land area, 2015)	37
Wood volume (m <sup>3</sup> per inhabitant, 2015)	26

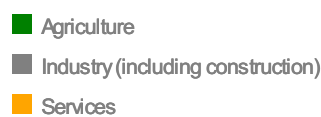
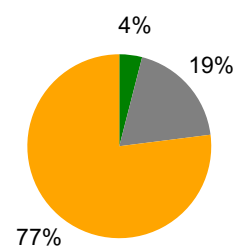
### GDP in agriculture, industry, services (2010 = 100)



### GDP by major sectors, 2019



### Employment in major sectors, 2020



### Transport infrastructure, road accidents and traffic

Railways	
total length in kilometres, 2018	15 449
Motorways	
total length in kilometres, 2018	15 585
Persons injured in road accidents	
per million inhabitants, 2018	2 966
Persons killed in road accidents	
per million inhabitants, 2018	39
Traffic, railways	
million passenger-kilometres, 2012	21 144
million tonne-kilometres, 2015	11 130

### Traffic, roads

million passenger-kilometres, 2015	366 092
million tonne-kilometres, 2018	238 991

### Persons killed in road accidents, per million inhabitants

