

UNECE

Sustainable Development in the UNECE Region in 2025: More Data, Persistent Challenges



UNITED NATIONS

UNITED NATIONS ECONOMIC COMMISSION FOR
EUROPE



Sustainable Development
in the UNECE Region in 2025:
More Data, Persistent Challenges



United Nations
Geneva, 2025

This work is available in open access by complying with the Creative Commons license created for inter-governmental organizations, available at <http://creativecommons.org/licenses/by/3.0/igo/>

Publishers must remove the UN emblem from their edition and create a new cover design. Translations must bear the following disclaimer: “The present work is an unofficial translation for which the publisher accepts full responsibility.” Publishers should email the file of their edition to permissions@un.org.

The designations employed and the presentation of the material in this publication do not imply the expression of any opinion whatsoever on the part of the Secretariat of the United Nations concerning the legal status of any country, territory, city, or area, or of its authorities, or concerning the delimitation of its frontiers or boundaries.

Photocopies and reproductions of excerpts are allowed with proper credits.

This publication is issued in English only.

United Nations publication issued by the Economic Commission for Europe

Photo credits: UNFPA Albania; UNFPA Bosnia and Herzegovina;
Dina Oganova/UNFPA Georgia; UN Kyrgyzstan; UN Moldova;
UNICEF/UN0635915/Babajanyan VII Photo; UN Women;
#840915622/stock.adobe.com; #332882355/stock.adobe.com;
#341703381/stock.adobe.com; #897168761/stock.adobe.com;
#76100764/stock.adobe.com; #931057359/stock.adobe.com;
#971921823/stock.adobe.com; #971982141/stock.adobe.com;
#946119740/stock.adobe.com; #100784174/stock.adobe.com;
#589117735/stock.adobe.com; #243850982/stock.adobe.com.



ECE/CES/STAT/2025/1

Foreword

Concluding the Pact for the Future in 2024, world leaders renewed their commitment to bold and ambitious actions to achieve the Sustainable Development Goals and leave no one behind. Such renewed vigor for action is crucial for accelerating progress towards the Goals and overcome the many challenges faced on the global, regional and national levels.

In supporting action at the country level, international cooperation and solidarity are essential. In this spirit, the United Nations Economic Commission for Europe organizes focused exchanges and peer learning to promote action and advance sustainable, inclusive, science- and evidence-based solutions. The landmark event is the annual Regional Forum on Sustainable Development, which in 2025 takes place for the ninth time, bringing together a broad range of stakeholders.

To inform the debate at the Forum and beyond, it is essential to know where the region stands in its path towards the Sustainable Development Goals. The assessment prepared by the UNECE Statistical Division shows that accelerated action is much needed as progress in the region is on track for only a few targets and trends must be turned around in a number of areas. One improvement is in the availability of data, which has allowed the assessment to be more comprehensive this time. To encourage action, United Nations country teams and international agencies share in this report examples of how working together can make change happen.

The World Social Summit in November 2025 is expected to lead to further action on integrating the social, economic and environmental dimensions of development. This is bound to give further momentum to bolster progress towards the Sustainable Development Goals, achievable through bold action and shared determination.



Tatiana Molcean

*United Nations Under-Secretary-General
UNECE Executive Secretary*

Contents

Foreword	iii
Introduction.....	1
Progress in the UNECE region	2
How is progress assessed?	2
How many targets are on track?	2
Which targets are on track?	4
Stories.....	10
Key messages	10
Building demographic resilience in challenging times in 21st century Albania to ensure that no one is left behind.....	14
The future starts with us: how youth recommendations are redefining global priorities.....	19
Inclusive adaptation to climate change: ensuring safety for people with disabilities	23
Transforming Moldova's health system: hope for the smallest warriors.....	26
Strengthening synergies between well-being and education in South-East Europe	30
UNFPA's response to the October 2024 floods: empowering women's health.....	34
Bridging immunization gaps in the Europe and Central Asia Region	37
Walking: the missing link in transport, health and environment	43
From challenges to solutions: successful international experience in addressing vital issues of water supply, sanitation and water resource protection in Uzbekistan.....	47
Promoting gender equality and empowering women.....	50
Partnership for gender equality in land ownership and control: Towards SDG 5.a.1 reporting in the Western Balkans	58
Empowering youth and advancing SDGs through Y-Peer in Bosnia and Herzegovina	60
Empowering survivors of gender-based violence in Georgia: a collaborative effort.....	63
Building resilience through digital health – UNFPA's innovations in Georgia.....	66
Mainstreaming gender for inclusive trade	69
Partnering to facilitate the financing of the SDGs: a multi-year pragmatic approach.....	72
Reversing direction in the used clothing crisis: global, European and Chilean perspectives.....	75
Building partnerships for National Evaluation Capacity Development to achieve better results for children in Europe and Central Asia.....	79
New resources to provide statistics for SDGs and reflect on lessons learned.....	84
Technical notes on the progress assessment	87
Data.....	87
Assessment measure	87
Estimation and aggregation	87
Target values	88
Indicators used in the assessment.....	90

Figures

Figure 1	Dynamics of population change in Albania.....	15
Figure 2	Young- and old-age dependency ratios in Albania, 2001–2023	16
Figure 3	Net migration in Western Balkan countries	17
Figure 4	Total fertility rate in Western Balkan countries	17
Figure 5	Completion rates of girls and boys in primary, lower secondary and upper secondary education in Croatia, Malta and Slovenia, 2022 and 2024.....	32
Figure 6	DTP3 coverage in Europe and Central Asia, 2023	39
Figure 7	Total number of measles cases and measles incidence per million persons, Europe, 2014–2024.....	40
Figure 8	Number of zero-dosed and under-immunized children in Europe and Central Asia, 2018–2023	41
Figure 9	Carbon dioxide emissions of modes of transport in grams per kilometre.....	45
Figure 10	External effects (costs or benefits) of different modes, euro cents per kilometre travelled.....	46
Figure 11	Proportion of seats held by women in national parliaments as of January 2025, per cent.....	52
Figure 12	Labour force participation rate of women and men aged 25–54 living as a couple with children under 6 years, per cent	54
Figure 13	Percentage of respondents who agree or strongly agree with statements about violence	64
Figure 14	Exports of used clothing in selected countries and regions, 2001–2021, in million tons	77
Figure 15	Expected effort to hit relevant SDG targets	80

Introduction

Every year, all five United Nations regional commissions organize regional forums on source sustainable development for international exchanges among governments and other stakeholders. In the region of the United Nations Economic Commission for Europe (UNECE), which comprises [56 countries](#) of Europe, North America and Central Asia, [the Regional Forum on Sustainable Development](#) will be held for the ninth time on 2 and 3 April 2025 in Geneva.

The 2030 Agenda for Sustainable Development cannot be fulfilled without relevant and timely **statistics** to track progress. Data are needed to enable us to understand the overall levels of progress, to design and monitor the results and impact of policy actions, and to identify areas, groups or regions that risk being left behind.

UNECE disseminates knowledge and data on the Sustainable Development Goals (SDGs) through its designated platforms – the [Knowledge Hub](#), [Dashboard](#) and [Database](#). Guidance for national statistical offices on how to manage a system for statistics and indicators for SDGs is contained in [the UNECE Road Map](#)¹. Every year since 2020, the UNECE Statistical Division has prepared a report² on progress towards the Sustainable Development Goals in the UNECE region, to inform debates of the Regional Forum on Sustainable Development. This **sixth report** provides an up-to-date assessment of progress as well as stories about regional and country-level actions for sustainable development.

The **assessment** covers every goal and target for which there are data and for which it is possible to set a target value. While the assessment looks at the trends at the regional level only, it is understood that variation among countries is sizable in all areas and a trend in any individual country may differ from the general trend observed in the region. The regional assessment presented in the 2025 report relies on [the global indicator framework for SDGs](#)³ and the available data on UNECE countries in [the United Nations Global SDG Indicators Database](#) as of 20 December 2024. [Technical notes on the progress assessment](#) at the end of this report explain the methodology used.

The agencies and United Nations country teams participating in the Regional Coordination Group on Data and Statistics for Europe and Central Asia and all UNECE programmes contributed **stories**. These stories provide rich insights into the ways in which various regional and country level actions relate to sustainable development outcomes. Most of the stories pertain to the goals that are under in-depth review by the 2025 High-level Political Forum on Sustainable Development: 3 (good health and well-being), 5 (gender equality), 8 (decent work and economic growth), 14 (life below water) and 17 (partnerships for the goals). The contribution from UN Women provides an overview of gender equality and women's empowerment (Goal 5) in the region.

¹ UNECE (2022). [Road map on statistics for Sustainable Development Goals – second edition](#). Geneva: United Nations.

² UNECE (2020). [Towards achieving the Sustainable Development Goals in the UNECE region: a statistical portrait of progress and challenges](#). Geneva: United Nations.

UNECE (2021). [Is the UNECE region on track for 2030? Assessment, stories and insights](#). Geneva: United Nations.

UNECE (2022). [Halfway to 2030: how many targets will be achieved in the UNECE region? Snapshot and insights in 2022](#). Geneva: United Nations.

UNECE (2023). [Growing challenges for sustainable development: can the UNECE region turn the tide in 2023?](#) Geneva: United Nations.

UNECE (2024). [Sustainable development in the UNECE region: facing a headwind in 2024](#). Geneva: United Nations.

³ United Nations (2022). [Global indicator framework for the Sustainable Development Goals and targets of the 2030 Agenda for Sustainable Development](#). Adopted by the General Assembly in A/RES/71/313 (Annex) in 2017. Changes and refinements 2018–2022: E/CN.3/2018/2, E/CN.3/2019/2, E/CN.3/2020/2, E/CN.3/2021/2, E/CN.3/2022/2.

Progress in the UNECE region

How is progress assessed?

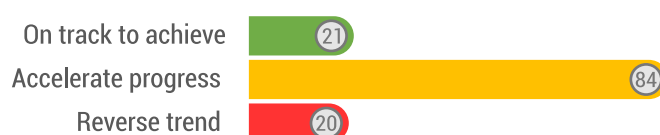
The progress assessment relies on [the global indicator framework for SDGs](#) and the available data on UNECE countries in [the United Nations Global SDG Indicators Database](#) as of 20 December 2024.

For each indicator, the assessment uses **desired target values** for 2030. The 2030 Agenda for Sustainable Development explicitly or implicitly defines target values for 87 indicators included in this progress assessment. For the others, the “champion area” approach is used to define the region’s target value.

For each country and indicator, **anticipated values** were estimated for 2030, based on the pace of progress thus far. These anticipated values are considered at the regional level, based on the median across all UNECE countries. The assessment is provided by comparing the anticipated values to the desired target values. It is acknowledged that variation among countries can be significant and the situation in any individual country may differ from the assessment given to the entire region. For information on the methodology, see [Technical notes on the progress assessment](#).

Progress for the UNECE region can be measured towards **125** of the 169 SDG targets. The chart on the next page presents the anticipated progress towards these targets in the region. Each target is coloured according to the gap between anticipated and required progress. The colour is **green** if the pace of progress is sufficient to reach the target value by 2030; **yellow** if progress needs to accelerate to reach the target value; and **red** if the currently observed trend runs counter to the desired direction. If the target cannot be assessed, it is shown in **grey**.

How many targets are on track?



If the current path is followed, **the region will achieve only 21 targets** by 2030. This is 17 per cent of the assessed targets, which is the same as estimated last year.

For 84 targets (67 per cent), progress should accelerate, and for 20 targets (16 per cent), the current trend must be reversed.

Data availability has improved, allowing to assess 8 more targets than last year.


Which SDG targets are on track for 2030?

■ **MAINTAIN** progress to achieve target
 ■ **ACCELERATE** progress to achieve target
 ■ **REVERSE** trend to achieve target
 ■ Cannot be assessed

GOAL 1 NO POVERTY ■ 1.1 Extreme poverty ■ 1.2 National poverty ■ 1.3 Social protection ■ 1.4 Access to basic services ■ 1.5 Resilience to disasters ■ 1.a Resources for poverty programmes ■ 1.b Poverty eradication policies	GOAL 2 ZERO HUNGER ■ 2.1 Undernourishment and food security ■ 2.2 Malnutrition ■ 2.3 Small-scale food producers ■ 2.4 Sustainable agriculture ■ 2.5 Genetic resources for agriculture ■ 2.a Investment in agriculture ■ 2.b Agricultural export subsidies ■ 2.c Food price anomalies	GOAL 3 GOOD HEALTH AND WELL-BEING ■ 3.1 Maternal mortality ■ 3.2 Child mortality ■ 3.4 NCD & mental health ■ 3.3 Communicable diseases ■ 3.5 Substance abuse ■ 3.6 Road traffic accidents ■ 3.7 Sexual & reproductive health ■ 3.8 Universal health coverage ■ 3.9 Health impact of pollution ■ 3.a Tobacco control ■ 3.b R&D for health ■ 3.c Health financing & workforce ■ 3.d Management of health risks
GOAL 4 QUALITY EDUCATION ■ 4.a Education facilities ■ 4.c Qualified teachers ■ 4.1 Effective learning outcomes ■ 4.2 Early childhood development ■ 4.3 TVET & tertiary education ■ 4.4 Skills for employment ■ 4.5 Equal access to education ■ 4.6 Adult literacy & numeracy ■ 4.7 Sustainable development education ■ 4.b Scholarships	GOAL 5 GENDER EQUALITY ■ 5.b Technology for women's empowerment ■ 5.1 Discrimination against women & girls ■ 5.4 Unpaid care and domestic work ■ 5.5 Women in leadership ■ 5.2 Violence against women & girls ■ 5.3 Early marriage ■ 5.6 Reproductive health access & rights ■ 5.a Equal economic rights ■ 5.c Gender equality policies	GOAL 6 CLEAN WATER AND SANITATION ■ 6.b Participatory water & sanitation mgmt. ■ 6.1 Safe drinking water ■ 6.2 Access to sanitation & hygiene ■ 6.4 Water-use efficiency ■ 6.3 Water quality ■ 6.5 Transboundary water cooperation ■ 6.6 Water-related ecosystems ■ 6.a Int. cooperation on water & sanitation
GOAL 7 AFFORDABLE AND CLEAN ENERGY ■ 7.1 Access to energy services ■ 7.2 Share of renewable energy ■ 7.3 Energy efficiency ■ 7.b Investing in energy infrastructure ■ 7.a Int. cooperation on energy	GOAL 8 DECENT WORK AND ECONOMIC GROWTH ■ 8.1 Per capita economic growth ■ 8.b Strategy for youth employment ■ 8.3 Formalization of SMEs ■ 8.4 Material resource efficiency ■ 8.5 Full employment & decent work ■ 8.6 Youth NEET ■ 8.8 Labour rights & safe working env. ■ 8.10 Access to financial services ■ 8.a Aid for Trade ■ 8.2 Economic productivity & innovation ■ 8.7 Child & forced labour ■ 8.9 Sustainable tourism	GOAL 9 INDUSTRY, INNOVATION & INFRASTRUCTURE ■ 9.2 Sustainable/inclusive industrialization ■ 9.4 Sustainable & clean industries ■ 9.c Access to ICT & the Internet ■ 9.3 Small-scale industries access to finance ■ 9.5 Research and development ■ 9.b Domestic technology development ■ 9.1 Infrastructure development ■ 9.a Resilient infrastructure
GOAL 10 REDUCED INEQUALITIES ■ 10.2 Inclusion (social, economic & political) ■ 10.3 Eliminate discrimination ■ 10.4 Fiscal & social protection policies ■ 10.5 Regulation of financial markets ■ 10.7 Safe migration & mobility ■ 10.a Special & differential treatment (WTO) ■ 10.b Resource flows for development ■ 10.c Remittance costs ■ 10.1 Income growth (bottom 40%) ■ 10.6 Inclusive global governance	GOAL 11 SUSTAINABLE CITIES AND COMMUNITIES ■ 11.6 Urban air quality & waste mgmt. ■ 11.b Disaster risk management policies ■ 11.1 Housing & basic services ■ 11.5 Resilience to disasters ■ 11.4 Cultural & natural heritage ■ 11.2 Public transport systems ■ 11.3 Sustainable urbanization ■ 11.7 Urban green & public spaces ■ 11.a Urban planning ■ 11.c Sustainable & resilient buildings	GOAL 12 RESPONSIBLE CONSUMPTION & PRODUCTION ■ 12.2 Sustainable use of natural resources ■ 12.3 Food waste & losses ■ 12.4 Managing chemicals & wastes ■ 12.5 Reduction in waste generation ■ 12.a Support for R&D capacity for SD ■ 12.b Sustainable tourism monitoring ■ 12.c Fossil-fuel subsidies ■ 12.1 Programmes on SCP ■ 12.6 Corporate sustainable practices ■ 12.7 Public procurement practices ■ 12.8 Sustainable development awareness
GOAL 13 CLIMATE ACTION ■ 13.1 Resilience & adaptive capacity ■ 13.2 Climate change policies ■ 13.3 Climate change awareness ■ 13.a UNFCCC commitments ■ 13.b Climate change planning & mgmt.	GOAL 14 LIFE BELOW WATER ■ 14.6 Fisheries subsidies ■ 14.b Small-scale artisanal fishing ■ 14.1 Marine pollution ■ 14.5 Conservation of coastal areas ■ 14.7 Marine resources for SIDS & LDCs ■ 14.a Research capacity & marine technology ■ 14.2 Marine & coastal ecosystems ■ 14.3 Ocean acidification ■ 14.4 Sustainable fishing ■ 14.c Implementing UNCLOS	GOAL 15 LIFE ON LAND ■ 15.1 Terrestrial & freshwater ecosystems ■ 15.2 Sustainable forests management ■ 15.4 Conservation of mountain ecosystems ■ 15.6 Utilization of genetic resources ■ 15.7 Protected species trafficking ■ 15.8 Invasive alien species ■ 15.a Resources for biodiversity & ecosystems ■ 15.b Resources for forest management ■ 15.c Protected species trafficking (global) ■ 15.3 Desertification and land degradation ■ 15.5 Loss of biodiversity ■ 15.9 Biodiversity in national & local planning
GOAL 16 PEACE AND JUSTICE ■ 16.10 Public access to information ■ 16.1 Reduction of violence & related deaths ■ 16.5 Corruption and bribery ■ 16.7 Inclusive decision-making ■ 16.a Capacity to prevent violence ■ 16.b Non-discriminatory laws ■ 16.2 Human trafficking ■ 16.3 Justice for all ■ 16.6 Effective institutions ■ 16.4 Illicit financial & arms flows ■ 16.8 Inclusive global governance ■ 16.9 Legal identity	GOAL 17 PARTNERSHIPS FOR THE GOALS ■ 17.6 Science and tech int. cooperation ■ 17.8 Capacity building for ICT ■ 17.2 ODA commitment by dev. countries ■ 17.4 Debt sustainability ■ 17.7 Transfer of technologies ■ 17.10 Multilateral trading system (WTO) ■ 17.12 Duty-free market access for LDCs ■ 17.17 Partnerships (public, private, CSO) ■ 17.18 National statistics availability ■ 17.19 Statistical capacity ■ 17.1 Tax & other revenue collection ■ 17.9 Capacity building for SDGs	■ 17.13 Global macroeconomic stability ■ 17.15 Respect country's policy space ■ 17.3 Additional financial resources ■ 17.5 Investment promotion for LDCs ■ 17.11 Exports of developing countries ■ 17.14 Policy coherence for SD ■ 17.16 Global partnership for SD

Which targets are on track?


The region has strong **social protection** coverage but is not on track with reducing **poverty** (goal 1).



While extreme poverty under the international poverty line (target 1.1) is rare in the UNECE region, gaps remain in reducing poverty in all its dimensions according to national definitions. In 15 out of the 44 countries with data, over 20 per cent of the population lives below the nationally defined poverty threshold (indicator 1.2.1). Measures of multidimensional poverty (indicator 1.2.2) consider various aspects of deprivation beyond income. Fewer countries reported on this indicator, and among those that did, one in five had over 30 per cent of the population facing multidimensional poverty.

The region has strong social protection coverage overall (indicator 1.3), but support for the unemployed remains insufficient, with an average of less than 40 per cent of the unemployed receiving benefits. The region is nearing universal access to basic drinking water and sanitation but requires focused efforts on the few who still do not have access (target 1.4.1). As climate change intensifies natural disasters which can significantly set back developmental gains, the region must accelerate implementing national disaster risk reduction strategies (indicator 1.5.3). To achieve goal 1, official development assistance for poverty reduction needs to scale up in most countries (indicator 1.a.1) and decreasing government spending on essential services need to be reversed (indicator 1.a.2).


Progress on **food security and diversity** (goal 2) is not on track.



Access to sufficient and nutritious food (target 2.1) is not universal in the UNECE region. Although undernourishment is rare (indicator 2.1.1), in one third of the countries, more than 10 per cent of people experience food insecurity and this number is on the rise in more than half of the countries with data (indicator 2.1.2). Food security and good nutrition concerns both the quantity and quality of food. Efforts to reduce childhood obesity (indicator 2.2.2) and anaemia in reproductive-age women (indicator 2.2.3) need to be accelerated.

Progress is being made towards maintaining a diverse and nutritious food supply for future generations as the number of animal breeds and plants for which genetic resources are stored is growing (indicator 2.5.1). To preserve the local produce diversity in the region, increase in local breeds at risk of extinction in almost half of UNECE countries (indicator 2.5.2) must be reversed. The proportion of agriculture area under productive and sustainable practice has been improving while projected to fall short of the 2030 targets (indicator 2.4.1). The region has witnessed a continuous decrease in the orientation of government expenditures towards agriculture (indicator 2.a.1).

All **health and well-being** (goal 3) targets can be assessed and three targets on reducing premature mortality are on track.




Progress assessment is possible for all the 13 targets under goal 3. The region is set to achieve targets on the reduction of child and maternal mortality as well as mortality from non-communicable diseases (targets 3.1, 3.2 and 3.4).

Death rate from road traffic injuries is on a modest decline (indicator 3.6.1). The pace of progress on sexual and reproductive health (target 3.7)

is sluggish and the situation is regressing in some countries. Across the UNECE region, one quarter of women still have an unmet need for modern methods of family planning (indicator 3.7.1). Relative cost of healthcare is on the rise, with an average of 1.7 per cent of households spending over 25 per cent of their total household income or expenditure on healthcare (indicator 3.8.2). Most children in the region receive recommended vaccinations (indicator 3.b.1), but the region is not on track to achieve universal coverage by 2030, and for two vaccines the coverage is regressing.

Disparities in education (goal 4) are narrowing slowly.




In the region, school completion rate is high but not universal, especially for lower and upper secondary schools where a decrease was observed in 30 and 16 per cent of countries, respectively (indicator 4.1.2). Near-universal enrolment in preschool (indicator 4.2.2) in most countries is at risk from a downward enrolment trend observed in over one third of the countries in the region. Slow and bumpy progress towards universal and quality education (target 4.1) is related to persisting inequalities between advantaged and disadvantaged students. While gender parity in proficiency in mathematics and reading (indicator 4.5.1) has been achieved, stark gaps remain between urban and rural students, the native-born and the foreign-born, and the rich and the poor.

The share of youth and adults with information and communication technology skills is increasing slowly (indicator 4.4.1). Participation in education and training (indicator 4.3.1) of working age population regressed in 40 per cent of countries. Most of the region is on track to ensure minimum required qualifications for teachers at all levels (indicator 4.c.1) but there are considerable differences between countries.


Schools in the region are well equipped, and most countries are already providing universal access to computers and the internet as well as other basic services in schools (indicator 4.a.1).

Gender equality (goal 5) is improving too slowly to be achieved by 2030.




Progress on gender equality can only be measured for less than half of targets. Improvements continue to be slow on policy and legal frameworks that combat discrimination and support gender equality, and there is big variation in progress between countries (target 5.1). Domestic task distribution between women and men (target 5.4) would also have to narrow much faster. The share of women participating in political and economic life (target 5.5.) is increasing in nearly every country in the region. The proportions of elected seats held by women in parliaments and especially in local governments (indicator 5.5.1) have seen greater growth, albeit with considerable country differences. The current trend, if sustained, would lead to levels above one third by 2030, hence still short of parity. In technology, the target of women's empowerment measured through universal mobile phone ownership (indicator 5.b.1) is well on track to be achieved.

Progress on most water (goal 6) and energy (goal 7) targets will fall short by 2030.




Access to safe drinking water (target 6.1) is widespread in the UNECE region, and 30 per cent of countries would cover all the population with this essential service if the current trend continues. However, big regional discrepancies persist, especially in sanitation where in 8 per cent of countries, less than half the population has access to safe sanitation (target 6.2). The trend on water quality needs to be reversed as the proportion of safely treated domestic wastewater flows remains low at a regional average of 65 per cent (indicator 6.3.1).

Water use across the region is becoming more efficient, but unevenly and insufficiently (indicator 6.4.1). Alarmingly, stress on freshwater resources is increasing in almost half of countries (indicator 6.4.2). In the region, 70 per cent of transboundary basin area has an operational cooperation mechanism (indicator 6.5.2), but implementing integrated water resources management (indicator 6.5.1) is not expected to meet the target at the current rate and there are large differences in progress between countries.



Access to electricity is universal, and nearly all people in the region use clean fuels for cooking, heating and lighting (target 7.1). The region is expected to have an average renewable energy share of 27 per cent given the current trend. Although this is an increase compared to 2015, reverse trend is observed in 10 countries (indicator 7.2.1). Acceleration of efforts is critical to ensure continued access to affordable and sustainable energy.

Progress on **inclusive economic growth and decent work for all (goal 8)** needs to accelerate.




The rate of growth in the gross domestic product (GDP) per capita (indicator 8.1.1) in the UNECE countries on average is above 2 per cent. The growth rate per employed person (indicator 8.2.1) has been slowing, below that level (indicator 8.2.1). Informal employment (indicator 8.3.1) has been decreasing, and recently, unemployment (indicator 8.5.2) has turned downwards in nearly all countries, but these reductions would

need to pick up pace to reach 2030 targets.


Most countries in the region have enacted dedicated strategies for youth employment, and this target is on track to be achieved (target 8.b). Nonetheless, the proportion of youth not in employment, education or training is not coming down quickly enough and its increase in 10 countries would need to be reversed (target 8.6). Occupational injuries are on a decreasing trend overall in the region (indicator 8.8.1) but national compliance with labour rights is slightly regressing (indicator 8.8.2). Countries must also accelerate efforts around resource use efficiency (target 8.4), access to financial services (8.10) and aid for trade (target 8.a) to achieve employment and economic growth that leaves no one behind.

With three targets on track, investments are required to meet most targets on **infrastructure, industrialization and innovation (goal 9)**.




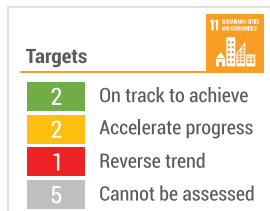
Data is available for assessing seven out of the eight targets under goal 9. The share of medium- and high-tech manufacturing value added is on average over 30 per cent and given the regressing trend observed in almost half the countries, it is not expected to increase significantly by 2030 (indicator 9.b.1). To accelerate progress, investments in research and development (target 9.5) need to accelerate in all member countries and access to finance for small-scale industries (target 9.3) needs to improve. The declining trend in the proportion of freight transported by rail (indicator 9.1.2) needs to be reversed to achieve sustainable and resilient infrastructure (target 9.1).

The region has progressed well with sustainable and inclusive economic development where carbon emissions from production (target 9.4) are decreasing and access to information and communications technology (target 9.c) is widespread.

Inequalities within and between countries (goal 10) are narrowing, but not quickly enough.

The number of people living below 50 per cent of the country's median income level (indicator 10.2.1) has been increasing in 30 per cent of the countries. At the current rate, in half of the UNECE countries, over 10 per cent of people are expected to live below 50 per cent of median income by 2030. Discrimination and harassment remain high in the region as over 10 per cent of the population reported such experience in the last 12 months in most of the countries with recent data (indicator 10.3.1). Financial soundness and regulation (target 10.5) have shown mixed results where return on assets has fallen short of desired range in most countries, regulatory capital to assets requirement is falling and the nonperforming loans risk is showing significant variation amongst countries. Official development assistance (target 10.b) has been stagnant and will need to pick up pace to get on track.

More work is needed to achieve safe migration and mobility (target 10.7) and to reduce costs of migrant remittances (target 10.c).

**Progress towards safe and sustainable cities (goal 11) is mixed.**

Data is available to assess five out of ten targets under goal 11. Although the region is gradually alleviating urban housing problems, at the current pace, almost a quarter of the countries in the region are projected to have over 10 per cent of urban population in inadequate dwellings (target 11.1). Air pollution in cities has rapidly decreased in nearly all countries and almost half the region is expected to meet the target on air quality if the current trend continues (target 11.6). The region is increasingly implementing national disaster risk reduction strategies in line with the Sendai Framework (target 11.b). The pressing need to prepare for climate hazards is echoed by proactive local governments in developing subnational level disaster risk reduction strategies.

The impact of such strategies is yet mixed. The economic impact of disasters is becoming less severe (indicator 11.5.2). However, as disasters increase due to climate change, the region must continue to invest in building resilience to save lives and reduce loss and damage. Improving the preservation, protection and conservation of cultural and natural heritage (target 11.4) must also accelerate.

Trends on six climate and environment (goals 12–15) ⁴ targets must be reversed.


Subsidies related to consumption and production of fossil fuels (target 12.c) have recently begun to increase in more than half of the countries. This makes it unlikely that the region can get on track with cutting greenhouse gas emissions (target 13.2), which are increasing in 30 per cent of the countries with data. While disaster risk reduction strategies in line with the Sendai Framework have been increasing on both national and local levels (indicators 13.1.2 and 13.1.3), the number of people impacted by disasters (indicator 13.1.1) has continued to increase. The region must accelerate progress on sustainable use of natural resources (target 12.2) as well as waste reduction and treatment (targets 12.4 and 12.5). Countries of the region are already party to the Montreal Protocol on ozone-depleting substances and are progressing on Rotterdam Convention on cross-border trade on hazardous

⁴ For a full list of climate and environment targets and indicators, see United Nations Environment Programme (2019). *Measuring progress: towards achieving the environmental dimension of the SDGs*. Nairobi: United Nations.

chemicals. Accession to the Stockholm Convention on persistent organic pollutants and the Basel Convention on hazardous waste needs to accelerate. The amount of hazardous waste generated per person is overall on the decline but in over 30 per cent of countries this trend is reversing (indicator 12.4.2). Although the recycling rate is generally on the rise in the region, in almost 60 per cent of countries, there has been regression in electric waste recycling (indicator 12.5.1). On sustainable energy, the region is faring better and generating more renewable energy (indicator 12.a.1).




Recent data indicate that progress towards reducing marine pollution, including waste from land-based sources, requires acceleration (target 14.1). All countries in the region are accelerating efforts to increase protected areas for marine biodiversity (target 14.5). The region must reverse the decreasing trends in sustainable fishing (target 14.7), and research and development on marine technology (target 14.a), which are moving in the wrong direction.



On sustainable resource management, the pace of progress is on track on combating unreported and unregulated fishing (target 14.6) and legal protection of access rights for small-scale fisheries (target 14.b). On land, the region is progressing towards sustainable forest management, and forest area is increasing in most countries in the region (target 15.2), but not quickly enough to reach the 2030 targets. Faster improvement is also needed in protecting terrestrial and freshwater biodiversity areas (indicator 15.1.2) and mountain ecosystems (target 15.4). Unfortunately, the region is failing to halt land degradation (target 15.3) and the loss of biodiversity (target 15.5). To protect native flora and fauna, more countries need to invest in national plans to reduce the impact of alien invasive species (target 15.8) and increase long-term management plans for forests (indicator 15.2.1). In over two thirds of countries, the extinction risk of endangered species is increasing (indicator 15.5.1).

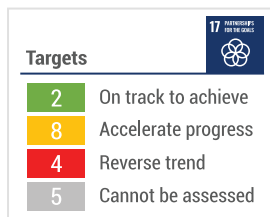
Weak improvements related to **peace and justice** (goal 16).



Countries in the UNECE region are experiencing turbulent times in peace and safety. Homicide is rare in most countries (indicator 16.1.1) but over 20 per cent of countries have seen a rise in violent crime and robberies in recent years (indicator 16.1.3). Half the countries in the region are regressing in ensuring sense of personal safety and one quarter of people across countries with data do not feel safe walking alone in their neighbourhoods after dark (indicator 16.1.4).

The region falls short in reducing corruption and bribery—in over 30 per cent of countries, one in ten people encountered bribe incidents (target 16.5). The region must also reduce human trafficking which is increasing in over half the countries (target 16.2).

The number of countries in the region with an independent national human rights institution in compliance with the Paris Principles (indicator 16.a.1) is not growing. Decision-making bodies across the region are attracting more young members (target 16.7), but acceleration is needed to achieve proportionate representation of women in parliaments and judiciaries by 2030.

Stronger partnerships and more evidence needed for sustainable development (goal 17).

In over half of the countries, the proportion of domestic budget funded by domestic taxes is falling, which reduces government's fiscal space for public policy (target 17.1). In almost half of the countries, an increasing proportion of exports went to service debt, meaning that less export revenue could be dedicated for investment and development purposes (target 17.4). Connectivity enhances cooperation and helps create more even grounds for development. Fixed broadband subscriptions are on the rise and the region is on track to meet this target by 2030 (target 17.6). Internet connectivity is almost universal in all countries (17.8)

The region has returned to positive economic growth; however, public sector debt is increasing (indicator 17.13.1). Many countries are still far from meeting inflationary targets and over 20 per cent of countries have suffered from double digit inflation in recent years (indicator 17.13.1). The use of country-owned results frameworks in development interventions is decreasing in the region (target 17.15) and public-private partnerships for infrastructure have been stagnant (target 17.17).

Progress towards providing development assistance to least developed countries (target 17.2) and improved market access for developing countries (target 17.12) is slow. On average, worldwide tariffs have reduced, but this fragile trend may reverse given the growing uncertainty and increasing risk of global trade wars (target 17.10). In 2022, the downward trend in financial and technical development assistance for SDGs (target 17.9) came to a halt and a rapid reversal would be needed to attain the 2030 ambition.

Almost all the countries in the region have national statistics legislation and national plans with funding from government. The region overall has good statistical capacity but there are considerable differences between countries (target 17.18). The region is on track in conducting population and housing censuses and with the completeness of death registration, while falling still short with the birth registration target in one country (indicator 17.19.2).

Data availability for monitoring the SDGs is improving. The number of global SDG indicators that could be assessed in the UNECE region rose from 160 in 2024 to 171 in the present assessment.

Stories

The agencies and United Nations country teams participating in the Regional Coordination Group on Data and Statistics for Europe and Central Asia and all UNECE programmes provided **stories**. These 19 stories provide rich insights into the ways in which various regional and country level actions relate to sustainable development outcomes. The contribution from UN Women provides an overview of gender equality and women's empowerment (Goal 5) in the region.

Key messages



Building demographic resilience in challenging times in 21st century Albania to ensure that no one is left behind

UNFPA Albania

UNFPA in Albania is advancing systematic data collection to shape rights-based and gender-responsive policies that address the country's evolving demographic landscape.



The future starts with us: how youth recommendations are redefining global priorities

UN Kyrgyzstan

In Central Asia, youth are driving transformative initiatives in climate action, gender equality and sustainable development. Empowered by the United Nations and strengthened through regional partnerships, young leaders are redefining priorities for a more inclusive, resilient and collaborative world.



Inclusive adaptation to climate change: ensuring safety for people with disabilities

UN Kyrgyzstan

Climate change adaptation for all, regardless of ability and circumstances.



Transforming Moldova's health system: hope for the smallest warriors

UN Moldova

United Nations agencies in Moldova have mobilized to strengthen the country's healthcare system. The initiative focused on universal access to quality care, resilience to emergencies and improvement of in-patient services, and has led to significant reduction in maternal and neonatal mortality.



Strengthening synergies between well-being and education in South-East Europe

UNESCO

Building synergies between well-being and education fosters resilience, reduces disparities and generates far-reaching benefits for individuals, communities, and societies.



UNFPA's response to the October 2024 floods: empowering women's health

UNFPA Bosnia and Herzegovina

UNFPA's response to the October 2024 floods not only empowered women but also prioritized their sexual and reproductive health and well-being, contributing to long-term recovery and building resilience.



Bridging immunization gaps in the Europe and Central Asia Region

UNICEF

While the Europe and Central Asia region boosts high immunization coverage and robust immunization systems, addressing hidden inequities and immunity gaps remain essential to protect every child and to ensure that no one is left behind.



Walking: the missing link in transport, health and environment

UNECE Environment

Walking, a natural and essential activity often overlooked in transport and mobility planning, is the focus of THE PEP Pan-European Master Plan on Walking, which calls on member States to collaborate nationally and internationally to achieve a shared vision for active and inclusive mobility.



From challenges to solutions: successful international experience in addressing vital issues of water supply, sanitation and water resource protection in Uzbekistan

UNECE Environment

Uzbekistan advances water, sanitation and industrial safety agenda.



Promoting gender equality and empowering women

UN Women

Momentum leading up to 2030 must translate promises into action on gender equality and women's empowerment.



Partnership for gender equality in land ownership and control: Towards SDG 5.a.1 reporting in the Western Balkans

FAO

Supporting progress in achieving gender equality in land ownership and control by advancing SDG Indicator 5.a.1 monitoring and reporting in the countries of Western Balkans is facilitated through a multi-stakeholder partnership, including coordination between National Statistical Offices and Ministries of Agriculture.



Empowering youth and advancing SDGs through Y-Peer in Bosnia and Herzegovina

UNFPA Bosnia and Herzegovina

Youth-led initiatives like Y-Peer empower young people, promote peace, and advance the SDGs in Bosnia and Herzegovina.



Empowering survivors of gender-based violence in Georgia: a collaborative effort

UNFPA Georgia

UNFPA Georgia is forging partnerships, bringing together non-governmental and governmental actors, private companies and communities to prevent gender-based violence, empower survivors and build a future rooted in equality and respect.



Building resilience through digital health – UNFPA's innovations in Georgia

UNFPA Georgia

Programme interventions of the United Nations Population Fund (UNFPA) in Georgia focus on enhancing policy frameworks and supporting health institutions to guarantee equitable access to high-quality comprehensive reproductive health services and to address unmet family planning needs.



Mainstreaming gender for inclusive trade

UNECE Economic Cooperation and Trade

Standards to ensure that products and services are fit for purpose regardless of sex and gender.



Partnering to facilitate the financing of the SDGs: a multi-year pragmatic approach

UNECE Sustainable Energy

To accelerate the achievement of the SDGs, facilitating the engagement of private capital is crucial.



Reversing direction in the used clothing crisis: global, European and Chilean perspectives

UNECE Economic Cooperation and Trade

Turning the risk of global used clothing trade into opportunities.



**Building partnerships for
National Evaluation Capacity
Development to achieve better
results for children in Europe
and Central Asia**

UNICEF

Partnering for better results for children.



**New resources to provide
statistics for SDGs and reflect on
lessons learned**

UNECE Statistics

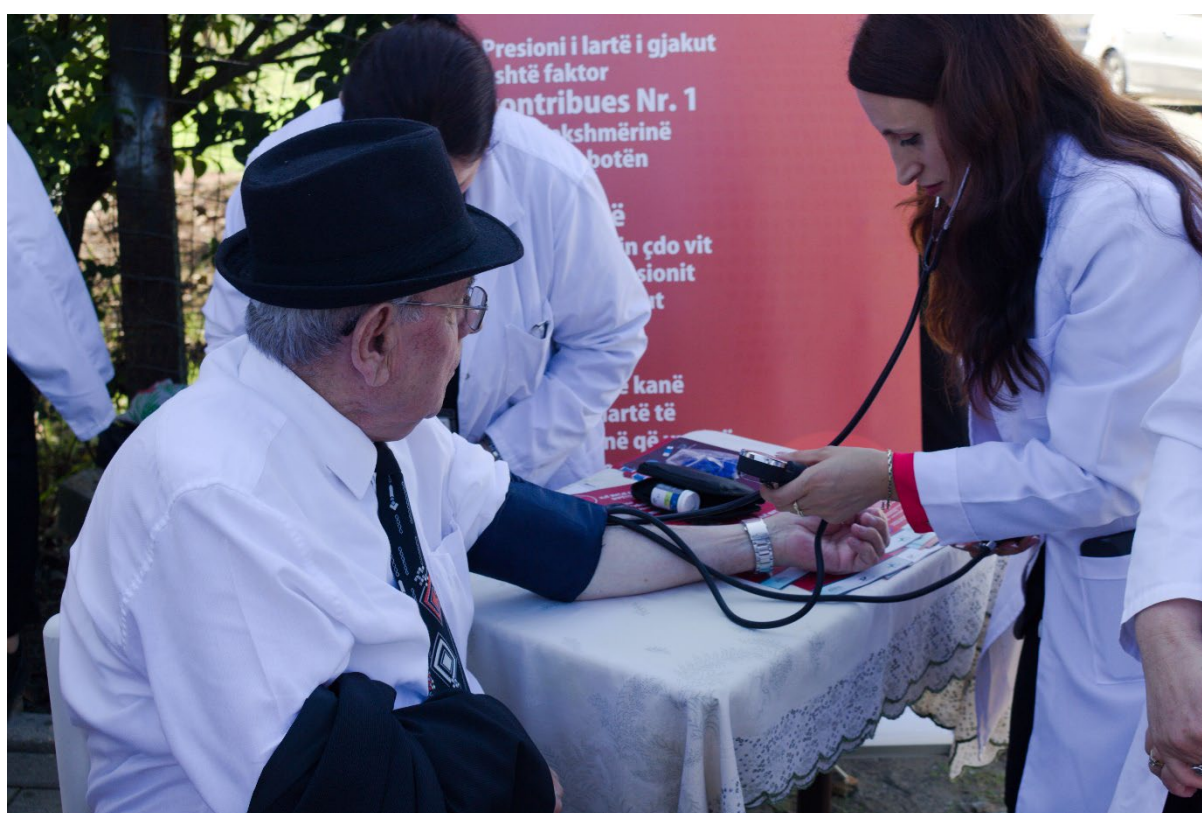
Progress made in statistics for SDGs and
looking beyond 2030 in supporting global
agenda for sustainable development.



Building demographic resilience in challenging times in 21st century Albania to ensure that no one is left behind

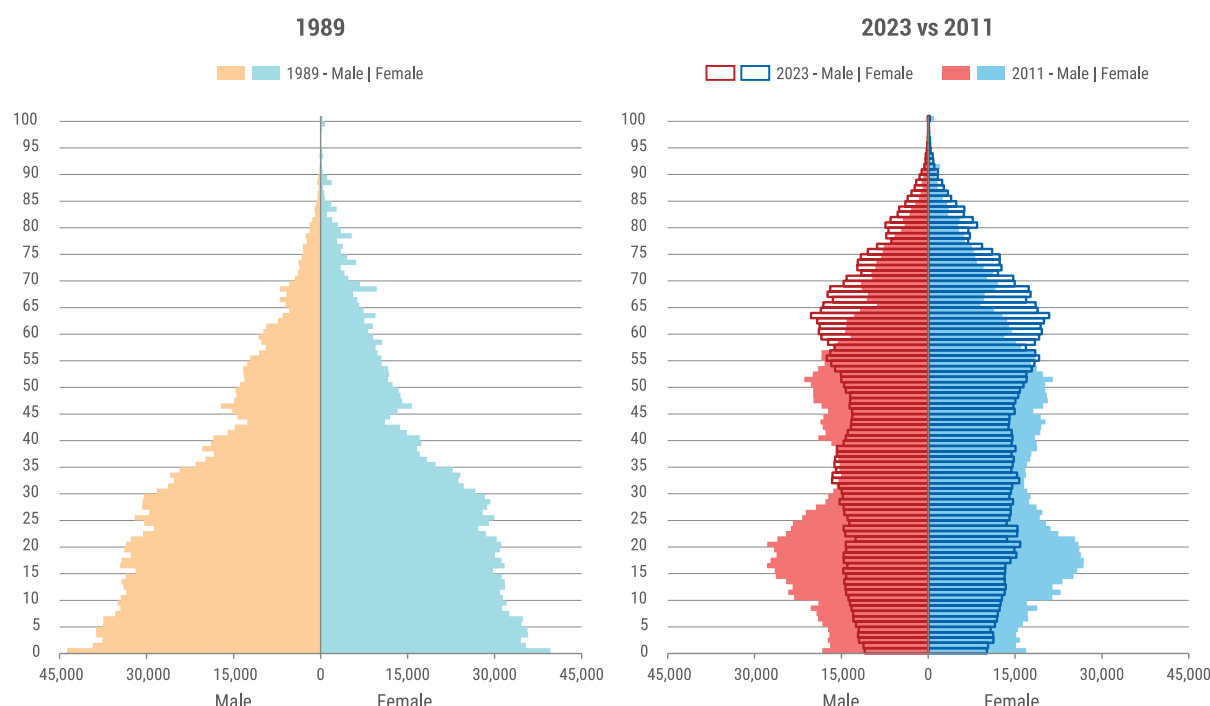
UNFPA Albania

UNFPA in Albania is advancing systematic data collection to shape rights-based and gender-responsive policies that address the country's evolving demographic landscape.



Since the collapse of communism, Albania has faced two major demographic shifts. Its population has shrunk from 3.2 million in 1990 to 2.4 million in 2023, driven primarily by migration, with a net decline of approximately 20,000 annually. At the same time, declining fertility rates and large-scale net migration have accelerated population aging at an unprecedented rate: the share of those aged 65 and older rose from 7 to 14 per cent in just 17 years and from 14 to 20 per cent in only 7 years. Projections show that nearly 40 per cent of the population will be over 65 within just 6 years, the fastest ageing rate globally.

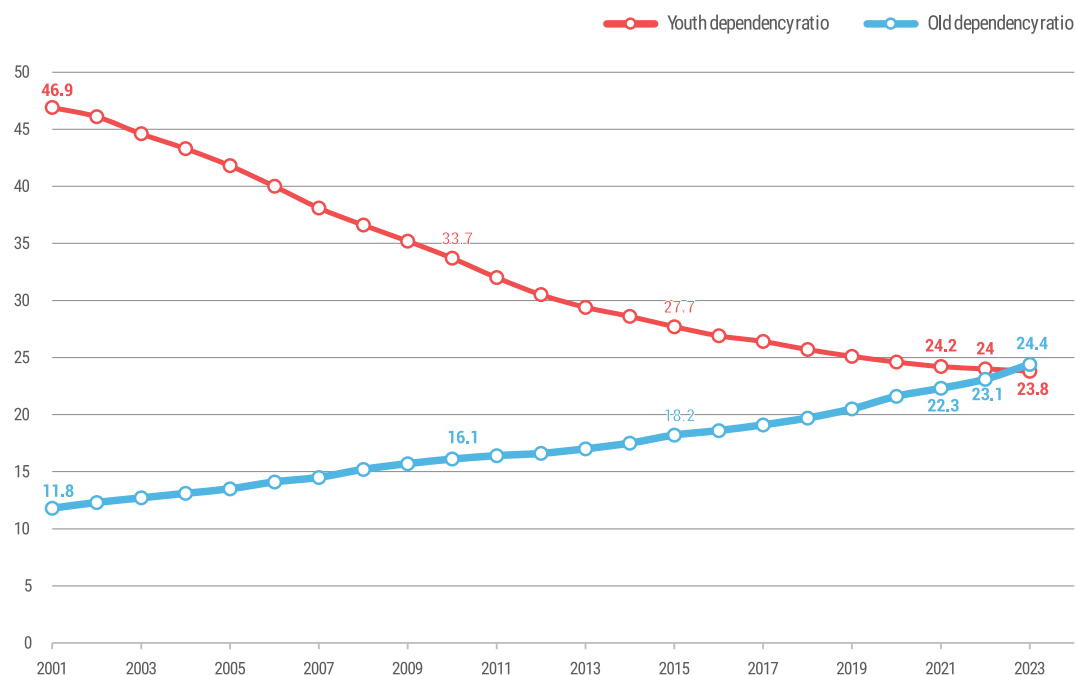
Figure 1
Dynamics of population change in Albania



Based on the 2023 census⁵ and population projections, by 2050, those aged 65+ in Albania will constitute 26.4 per cent of the total population, with long-term care needs expected to grow from 90,900 in 2020 to 161,100 by 2050. However, existing municipal social care systems are severely under-resourced, serving just 1.6 per cent of those in need. Residential care institutions accommodate only 0.78 per cent of eligible elderly, and community care reaches just 1.8 per cent, with minimal support for home care services. With costs estimated at 1.08 per cent of GDP, urgent investment is needed to expand residential, community-based, and home-based care services and improve geographical coverage. Furthermore, a Survey of Loneliness conducted by UNFPA in partnership with INSTAT and University College London (UCL), found that while 18.5 per cent of older persons do not feel lonely, 58 per cent report feeling somewhat lonely, and 23.3 per cent describe themselves as lonely or extremely lonely. Elderly living alone in rural and remote areas, comprising 46 per cent of the 65+ population, are especially vulnerable, often lacking family support and access to formal care services. They also face disadvantages in pensions, healthcare access, and social protection programs.

⁵ Instat (2023). [Albania Population and Housing Census 2023](#)

Figure 2
Young- and old-age dependency ratios in Albania, 2001–2023



Source: [INSTAT, population data by age group by INSTAT annual estimates](#)

Albania's dependency ratio for older persons has risen from 16.4 in 2011 to 24.4 per cent in 2023, surpassing that of young people. The Ageing Index shows 102.5 older individuals for every 100 young people in 2023⁶, with the older adults being the only age group growing amid an overall population decline. Fertility has remained below the replacement level of 2.1 children per women for three decades, dropping to 1.24 in 2023—one of the lowest in Europe. Natural population decline has also emerged, with deaths now surpassing births. Meanwhile, life expectancy has improved significantly rising from 75.3 to 77.3 years for men and from 79.8 to 80.9 years for women over the past decade. Infant mortality is low at 7 deaths per 1,000 live births, and maternal mortality is minimal.

Achieving sustainable development and demographic resilience requires addressing all aspects of population change to enable effective long-term planning. Development becomes increasingly unattainable when the main driver of progress, the youth, continue to leave the country at the current alarming rate. Data from the 2023 census shows that this trend persists, with net migration remaining steady at over 40,000 people leaving the country annually since 2021. Sustainable development is inconceivable without addressing the needs and aspirations of young people in the coming decade.

⁶ Population aged 65 and older compared to population aged 0-14 years

Figure 3
Net migration in Western Balkan countries

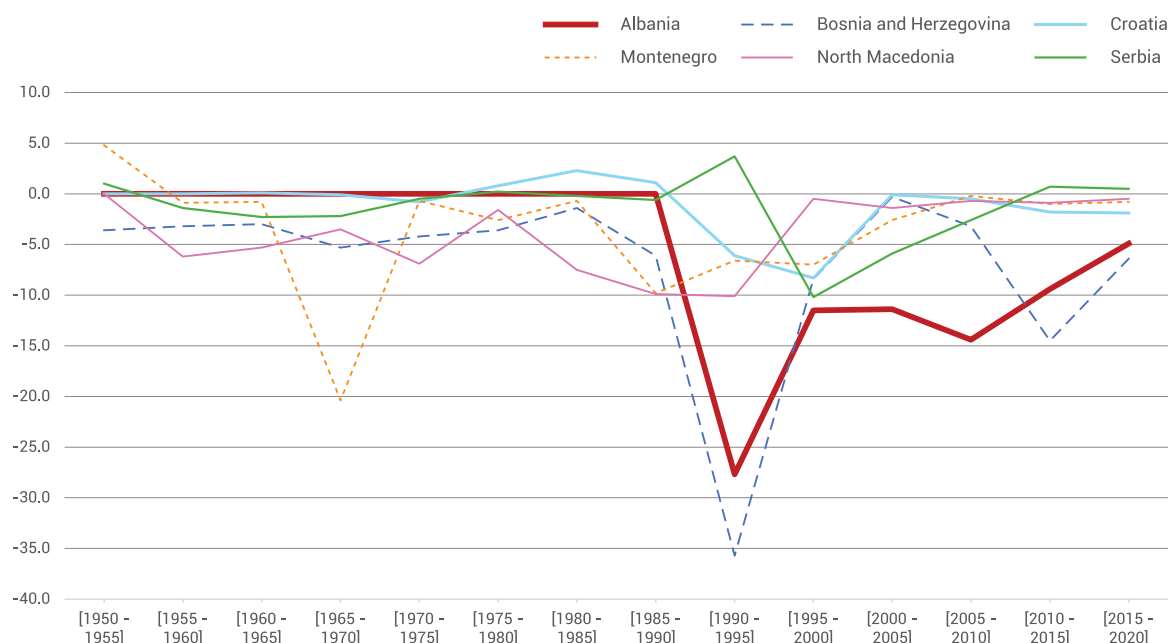
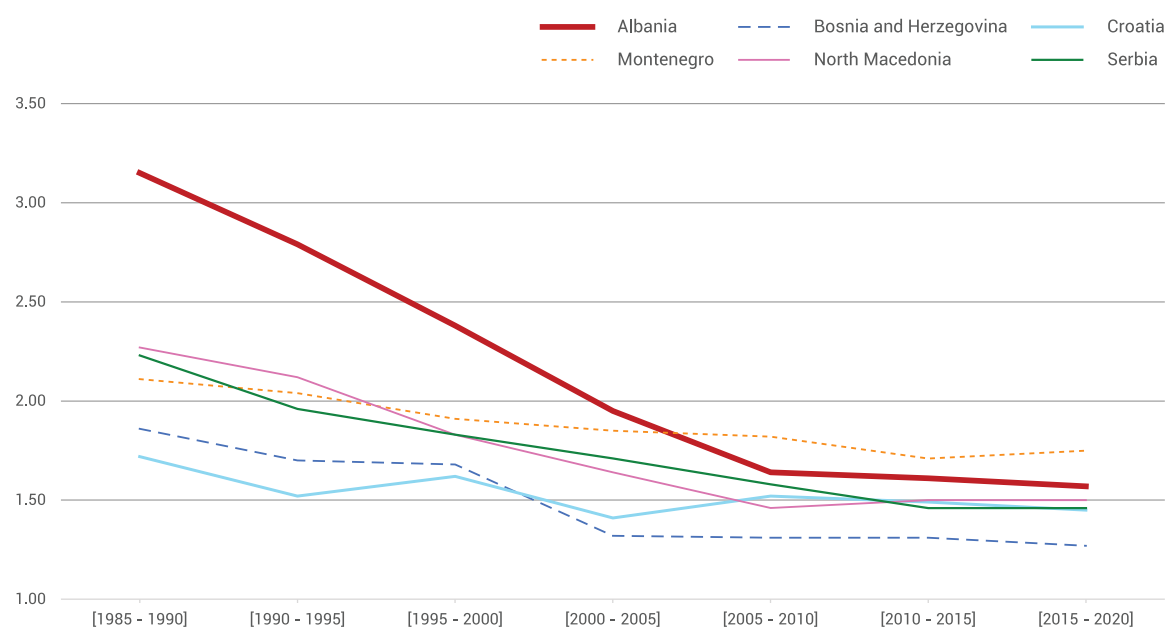


Figure 4
Total fertility rate in Western Balkan countries



Source: [Institute of Statistics - INSTAT](#) (Albania).

Pursuing sustainable development goals require addressing demographic resilience. In Albania, this means anticipating trends and designing policies to adapt to change. With UNFPA's support, institutions are tackling the pressing challenges of providing affordable, high-quality long-term

care for the rapidly ageing population. Access to such care is a cornerstone of social security and essential for a robust national social protection system.

UNFPA in Albania has mobilized efforts and resources across several areas to address ageing challenges, in alignment with the MIPAA⁷ and SDG targets:

1. Strengthening data systems:

Population data collection, projections, and vulnerability mapping form the basis for informed policymaking. UNFPA supports the census and advanced demographic analyses to guide evidence-based actions addressing inequalities and the needs of older persons.

2. Policy development and implementation:

The National Action Plan on Ageing (2020-2024) was the first to integrate long-term care for older persons. UNCT is collaborating with the government to draft the next plan (2025-2030), ensuring alignment with global best practices. Through the Leave No One Behind Joint Programme, UNFPA and other UN agencies help municipalities develop evidence-based social plans, incorporating comprehensive care strategies for ageing populations.

3. Institutional capacity building:

The Leave No One Behind program strengthens municipalities' ability to develop local policies and to deliver integrated care services. UNFPA's advocacy led to the establishment of the Population Parliamentary Group in July 2023, boosting legislative focus on population ageing.

4. Expanding access to social and health services:

With fewer than two per cent of older persons receiving formal care, UNFPA focuses on expanding residential, community, and home-based care services. Training programs for healthcare and social service professionals emphasize holistic and inclusive approaches.

5. Fostering public dialogue:

UNFPA launched a nine-part TV program on demographic challenges, raising awareness about ageing and engaging experts and decision-makers in meaningful discussions.

Efforts to address ageing directly support SDG 1 (No Poverty), SDG 3 (Good Health and Well-Being), SDG 10 (Reduced Inequalities), and SDG 11 (Sustainable Cities and Communities), while promoting intergenerational equity, a core principle of the 2030 Agenda. Targeted investments in ageing populations foster inclusive societies built on shared prosperity.

We share a collective responsibility to recognize the ageing population not just as beneficiaries but as active contributors to development. To this end, we urge all national institutions to:

- Prioritize ageing in national development agendas.
- Invest in universal social protection systems, emphasizing the expansion of long-term care services.
- Strengthen national and regional collaboration for effective implementation of MIPAA commitments effectively.

⁷ Madrid International Plan of Action on Ageing 2002



The future starts with us: how youth recommendations are redefining global priorities

United Nations in Kyrgyzstan

In Central Asia, youth are driving transformative initiatives in climate action, gender equality and sustainable development. Empowered by the United Nations and strengthened through regional partnerships, young leaders are redefining priorities for a more inclusive, resilient and collaborative world.



As the world faces mounting challenges from climate change, gender inequality and environmental degradation, youth leaders are stepping up to create a brighter, more sustainable future. In Central Asia, a region grappling with water scarcity, extreme weather events, and socio-economic disparities, youth are driving transformative initiatives in climate action, gender equality and sustainable development. From regional climate conferences to grassroots gender initiatives, young leaders are creating waves of change. Empowered by the United Nations and strengthened through regional partnerships, young leaders are redefining priorities for a more inclusive, resilient and collaborative world.

Empowering youth to take climate action and redefine gender norms

The Regional Conference of Youth on Climate Change (RCOY Central Asia), held in Bishkek, Kyrgyzstan, in September 2024, brought together over 200 youth leaders from Central Asia and beyond. These young voices united across borders to strengthen regional resilience, advocate for urgent climate action, and emphasize the need for gender equality in sustainability efforts. Through workshops, expert-led discussions, and collaborative initiatives, RCOY Central Asia showcased the pivotal role of youth in advancing global sustainability efforts, directly contributing to SDG 13 and SDG 5. An outcome document, which was drafted by the youth, was shared at the Summit of the Future and presented during the 29th Conference of Parties (COP 29) in Baku where the UN Secretary-General personally heard their voices and recommendations.

In addition to climate action, gender equality was a central theme of the conference. Participants advocated for more women and girls to assume leadership roles in environmental protection and climate resilience. Recognizing that young women disproportionately bear the brunt of climate risks, the event empowered them through targeted workshops and discussions designed to dismantle barriers to their participation in the climate movement and the broader societal structures. These efforts align closely with SDG 5, equipping young women with the knowledge, skills and tools to take active, impactful roles in combatting climate change.

Challenging gender norms through grassroots initiatives

In Kyrgyzstan, where gender inequality remains deeply rooted, initiatives like Kyz Duynosu, led by UNFPA and local youth champions, are driving transformative change. By using football and the arts, the program challenges traditional gender norms and provides young girls with opportunities to engage in activities historically associated with men. The initiative also encourages local communities to shift societal attitudes by ensuring that young women are not only included, but empowered to break free from societal expectations. The initiative has begun to reshape perceptions of women's roles in participating communities. However, challenges persist, particularly in rural areas where traditional gender norms remain more entrenched. Despite these obstacles, Kyz Duynosu is making meaningful progress, fostering an environment where girls—especially those from marginalized backgrounds—are increasingly afforded equal opportunities to participate and thrive in all aspects of life.



Youth leadership in environmental sustainability

Youth-driven environmental initiatives, such as the eco-friendly waste management project spearheaded by Rayana and Aruuke with UNICEF's support, further demonstrate the power of young people in shaping a sustainable future. The two teenage peer trainers from the Girls in Science project and their school-based efforts including implementing waste sorting, recycling programs and community clean-up activities, have inspired neighboring schools to adopt similar sustainable practices. These actions directly contribute to SDG 3 and SDG 13 by addressing improper waste disposal—a pressing environmental and public health concern. Rayana and Aruuke's initiative demonstrate how local actions, when supported and scaled, can have far-reaching impacts on global sustainability goals. However, challenges remain in extending such programs to remote areas where infrastructure and awareness are limited.

Regional unity and global collaboration

RCOY Central Asia exemplifies the power of regional unity and youth collaboration in addressing global challenges. It brought together youth leaders from the region to share experience and draft a united statement on climate change. This statement submitted to COP29 ensured that the young voices of the region are heard in international climate discussions. The success of the conference in fostering collaboration among youth groups, NGOs and governmental bodies reflects the spirit of SDG 17, underscoring that the future of climate action requires collective efforts.

Despite these achievements, significant challenges remain. Rural youth and young women, in particular, face significant barriers to participating in climate action and gender equality initiatives. Knowledge gaps, cultural resistance and limited resources for youth engagement continue to hinder progress. Ensuring that no one is left behind calls for continued efforts to provide inclusive and equitable access to opportunities for all young people, particularly those from marginalized backgrounds.

A future led by youth

Youth-driven movements and initiatives across Central Asia and beyond underscore the transformative role of young people in creating a more sustainable and equitable world. From RCOY Central Asia's focus on climate action and gender equality to grassroots efforts like Kyz Duynosu and the eco-friendly waste management project led by teenage peer trainers, these stories highlight how youth are breaking down traditional norms and driving meaningful change. Through their collective efforts, young people in Central Asia are making tangible contributions toward achieving the SDGs while laying the groundwork for future generations to thrive on a healthy, sustainable planet.

Recognizing the importance of youth participation, the UN Country Team in Kyrgyzstan has established a Youth Advisory Board. This diverse group, which includes representatives from various backgrounds and persons with disabilities, provide critical feedback and advice on implementing the UNSDCF 2023 – 2027. By institutionalizing youth voices in decision-making processes, this initiative ensures that young people are not only participants, but key architects of a more inclusive and resilient future.



Inclusive adaptation to climate change: ensuring safety for people with disabilities

United Nations in Kyrgyzstan

Climate change adaptation for all, regardless of ability and circumstances.



Like many countries, Kyrgyzstan is grappling with the devastating effects of climate change. From 1885 to 2023, the country's average temperature has been steadily rising, with an alarming acceleration in recent decades—increasing from 0.01 °C to 0.07 °C per year. This rapid warming has triggered severe disruptions, including melting of glaciers, changing precipitation patterns, and a surge in extreme weather events including droughts, mudflows and heatwaves. These hazards not only threaten the environment but also jeopardize livelihoods and public health. However, the impacts of climate change are not felt equally across society. Among the most vulnerable are people with disabilities, who face unique challenges in adapting to the changing environment.

The challenges faced by people with disabilities are compounded by factors including inaccessible infrastructure, lack of tailored communication systems, and social stigma. In Kyrgyzstan, significant portion of people with disabilities live in rural areas, where these issues are even further compounded. Limited access to healthcare services, ineffective disaster response systems, and

scarce climate adaptation resources create a disproportional burden on these individuals. These systemic challenges highlight the urgent need for disability-inclusive climate action—an aspect often overlooked in both global and local climate policies.

The international community has long emphasized the importance of inclusive climate action. The 2030 Agenda for Sustainable Development underscores the principle of "leaving no one behind," calling for the inclusion of marginalized groups in climate policies and strategies. This aligns directly with SDG 3 on resilient health systems, with SDG 10 on all individuals' inclusion in social, economic and political spheres, and with SDG 13 on adaptive capacity to climate change. Yet, despite global frameworks like the Sendai Framework for Disaster Risk Reduction, which explicitly calls for disability-inclusive policies and accessible disaster risk reduction strategies, people with disabilities remain largely excluded from climate research, decision-making and adaptation efforts.

In Kyrgyzstan, the intersection of disability rights and climate action is an emerging area of focus, but substantial work is still needed. The country ratified the UN Convention on the Rights of Persons with Disabilities (CRPD) in 2019, signalling a commitment to improving the lives of individuals with disabilities. Building on this foundation, the government introduced the "Accessible Country" program for 2023–2030, which aims to enhance accessibility across key sectors, including in education, healthcare and social services. Despite these promising developments, disability-specific challenges related to climate change remain largely unaddressed in national climate policies. Recognizing this critical gap, both the government and civil society have begun to prioritize inclusive climate action, with UN playing a key role in advocating for more inclusive climate policies in the Kyrgyz Republic.

These efforts include launching projects to promote disability-inclusive climate adaptation strategies. One example is the Joint Programme "Advancing the rights of people with disabilities in Kyrgyzstan," launched in 2024 to improve accessibility in climate resilience efforts with funding from the UN Partnership on the Rights of Persons with Disabilities, and implemented by UNDP, UNFPA and UNICEF.

Through the consultations with disability organizations, UNDP supported training programs that emphasized the importance of universal design principles and accessible infrastructure. UNDP also worked to amplify the voices of persons with disabilities in the country's climate resiliency planning processes. These consultations are instrumental in aligning national climate strategies with international standards, ensuring that disability considerations are integrated into climate action.

While these efforts represent significant progress, sustained efforts are needed to fully integrate disability-inclusive principles into Kyrgyzstan's climate policies and practices. A notable gap remains in the emergency preparedness plans, which often fail to account for the specific needs of people with disabilities. Inaccessible disaster response systems, inadequate early warning systems, and a lack of dedicated resources and trained personnel during crises significantly heighten the risks faced by this vulnerable group.

By strengthening disaster preparedness in Kyrgyzstan and integrating accessibility principles into emergency response and healthcare systems, UNDP is helping to ensure that no one is left behind in times of crisis. Yet, data gap remains a critical challenge, especially disaggregated data on the impact of climate change on people with disabilities. Without accurate and comprehensive data, it becomes exceedingly difficult to design targeted interventions that address the unique challenges of this population. Effective climate adaptation measures rely on evidenced-based understanding of the risks and challenges faced by people with disabilities, particularly in rural areas where social, economic and logistical barriers are even more pronounced. More research is

needed to bridge this knowledge gap and provide actionable insights into how climate change affects people with disabilities in diverse settings.

The intersection of climate change and disability highlights a critical yet often overlooked issue that must be addressed if the global climate goals are to be met. The "Leaving No One Behind" principle of the 2030 Agenda goes beyond promoting equality—it emphasizes the importance of fully including the most vulnerable and the least able to adapt in climate planning and resilience-building efforts. For Kyrgyzstan, this means taking deliberate steps to mainstream disability considerations into climate policies, to prioritize collection of disaggregated data on disability, and to enhance the capacity of emergency responders to meet the unique needs of people with disabilities during crisis.

In conclusion, addressing the vulnerability of people with disabilities to climate change is not only a matter of upholding human rights, but is also a fundamental component of building a resilient society. Inclusive and equitable society, centered on the needs of the most vulnerable, is essential for creating a future where everyone—regardless of ability—can adapt, thrive and contribute to a more just, resilient and sustainable world.



Transforming Moldova's health system: hope for the smallest warriors

United Nations in Moldova

United Nations agencies in the Republic of Moldova have mobilized to strengthen the country's healthcare system. The initiative focused on universal access to quality care, resilience to emergencies and improvement of in-patient services, and has led to significant reduction in maternal and neonatal mortality.



Mariana with Matei at the premature ward of the Mother Child Institute in Chisinau, Moldova. Photo: © UN Moldova

Every day and night, Matei and his mother Mariana are separated by a glass wall in the premature ward of the Mother Child Institute (Institute) in Chisinau, Moldova. Despite the glass wall, the bond between mother and the baby transcends words. Their journey to the Institute has been a harrowing one:

"I arrived at the Institute on May 5 and Matei came into this world the next day," shares 26-year-old Mariana. "It has been almost four months since this place became our home as Matei has been in the neonatal intensive care unit since his birth. He weighed only 1.2 kg, and now he is almost 3

kg. Unfortunately, he is still here, because besides the low weight, our little boy also has a respiratory disorder.”

The Mother and Child Institute is Moldova’s only national referral healthcare facility specializing in obstetrics, gynaecology, neonatology, and pediatrics. Supported by the UN in Moldova, the Institute is dedicated to managing the most complex and critical medical cases affecting women and children. Women from across the country facing high-risk pregnancies complicated by conditions such as diabetes mellitus, cardiovascular diseases, and eclampsia seek specialized care here. The Institute also provides emergency care for premature babies and newborns with severe health conditions.



Caption: The Mother and Child Institute is Moldova’s only national referral healthcare facility for obstetrics, gynaecology, neonatology, and pediatrics. Photo: © UN Moldova

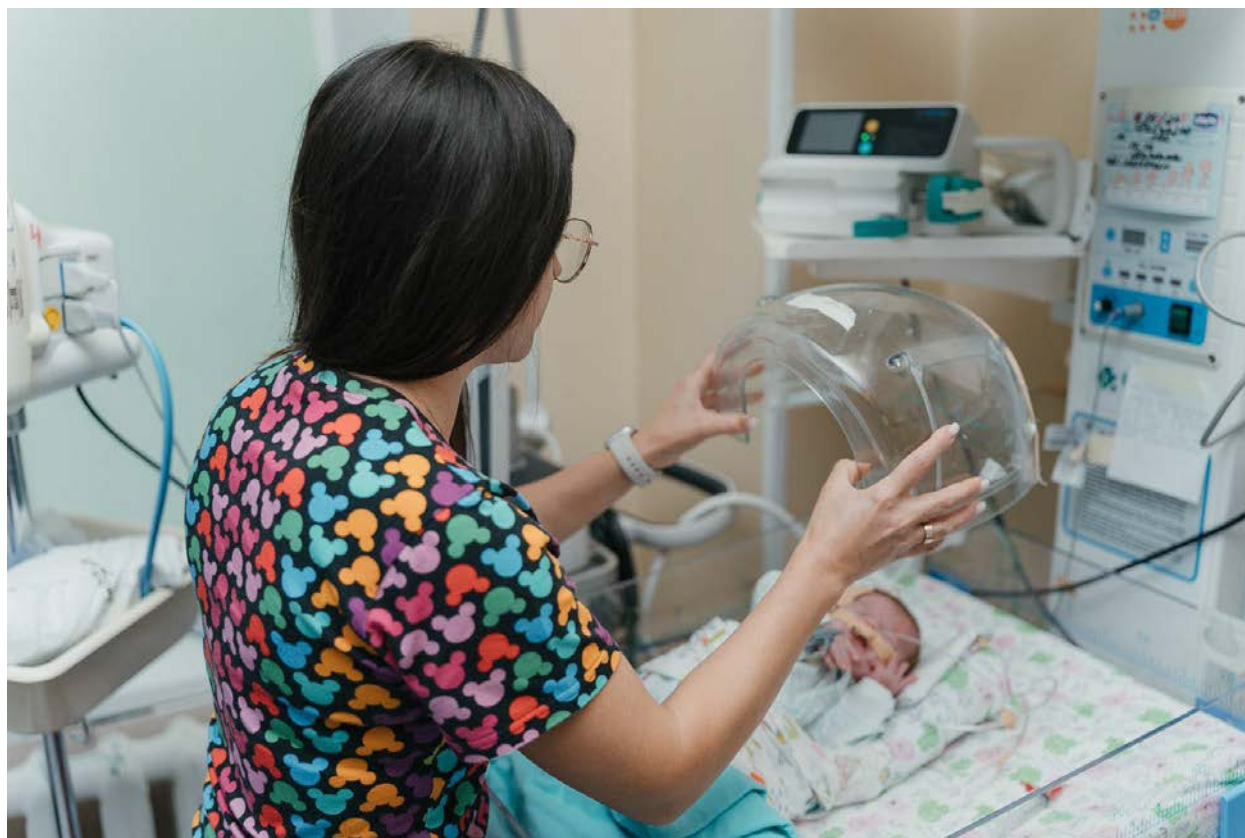
Addressing maternal mortality

As a medical professional, Mariana chose this maternity hospital to ensure the safety of herself and her child. To her surprise, the facility was much more advanced and well-equipped than she had imagined.

“I have lived with diabetes since I was six. As a doctor, I knew that my pregnancy wouldn't be easy. I was closely monitored at the Institute, but everything changed when I was diagnosed with pre-eclampsia at 28 weeks. My blood pressure soared, and there was a terrifying risk that my baby might suffocate. I had to undergo an emergency C-section. It was overwhelming, but I knew that this was the only way to protect my baby,” she said.

Her C-section was performed in one of the operating rooms refurbished and equipped with cutting-edge medical equipment and essential instruments provided by the UN agencies in Moldova. These facilities are specifically designed to handle childbirth and high-risk cases.

The COVID-19 pandemic significantly strained Moldova's healthcare system, limiting access to essential services and contributing to a rise in maternal mortality. Infant mortality also remained alarmingly high, approximately three times higher than the European Union average. In response, UN agencies in Moldova mobilized under the leadership of the Resident Coordinator and guided by the Cooperation Framework to strengthen the country's healthcare system. This comprehensive initiative focused on ensuring universal access to quality care, enhancing resilience to emergencies, and improving in-patient services. Between 2021 and 2023, these coordinated efforts delivered promising results: mortality rates at the Institute decreased from 0.44 to 0.36 per cent and the rate in the neonatal intensive care unit (ICU) dropped from 9.3 to 7.5 per cent. These positive outcomes highlight the critical role of the UN's ongoing efforts in addressing Moldova's healthcare challenges and advancing maternal and child health outcomes.



Caption: Neonatologist paediatrician Dr. Natalia Prodan taking care of Matei. Photo: © UN Moldova

Advancing neonatal care

Mariana and Matei's journey to a life beyond the hospital was far from over, and the Institute remained a crucial source of support for the family.

"At first, I was afraid to touch my baby. When you are pregnant, you imagine your baby sleeping in a beautiful crib at home. Instead, my baby was intubated and surrounded with wires and equipment. It was a shock for me. Thanks to the psychologist at the hospital, I was able to start changing Matei's diapers, cuddle and feed him. Of course, I cry sometimes, but I remind myself that Matei can sense my feelings," Mariana explained.

Matei shares his room with six other newborns. Behind the transparent walls, symmetrically arranged incubators protect some of the smallest babies born in Moldova. State-of-the-art monitors track temperature, oxygen saturation, heart rate and other vital signs with precision. Any

change in the patients' vital signs prompts Dr. Natalia Prodan, a dedicated neonatologist pediatrician, and her team to swiftly intervene.

"Premature newborns are more fragile than full-term babies. For this reason, it is important to monitor carefully any detail linked to thermal instability," explained Dr. Prodan.



Caption: In addition to the professionalism and empathy of doctors, modern technology plays a crucial role in caring for premature babies. Photo: © UN Moldova

Harnessing technology

Modern technology plays a crucial role in caring for babies like Matei. Dr. Podan highlighted the transformative impact these investments had since she joined the hospital: "Six years ago, when I first started working as a resident, we didn't have this advanced equipment. It was much harder to do our job. For instance, the monitors didn't even alert us when their batteries were low. Now, this modern equipment makes our job easier and helps us save lives."

Support from UN agencies has been instrumental in refurbishing and equipping the neonatal intensive care and resuscitation units. This joint effort, led by UNICEF, UNFPA and WHO, in collaboration with Moldova's Ministry of Health, modernized the facility and strengthened its capacity to provide high-quality care. In 2023 alone, over 40,500 babies and pregnant women, including Ukrainian refugees, benefited from these enhanced services at the Institute.

"After I feed Matei, I leave him with the nurses, entrusting them completely. But the moment I walk away, I start to miss him and look at his photos, count the hours until I can return to his ward and hold him again. And every time I think about returning home, my heart fills with hope," Mariana said, ready to face a new day.



Strengthening synergies between well-being and education in South-East Europe

UNESCO

Building synergies between well-being and education fosters resilience, reduces disparities and generates far-reaching benefits for individuals, communities and societies.



The South-East Europe (SEE) region faces significant challenges related to mental health and equity in education, posing critical barriers to achieving the 2030 Agenda. High rates of mental health disorders and persistent disparities in education access and outcomes hinder efforts to build inclusive and equitable societies. Addressing SDG 3.4 in line with SDGs 4.1 and 4.5 offers a strategic opportunity to overcome systemic barriers while fostering inclusion, equity and resilience in education systems.

Issues at stake in promoting the well-being of learners in the region

Disparities in education access, insufficient mental health resources, and exclusive practices contribute to widen inequities, particularly among marginalized groups.

Schools play a vital role in promoting learners' well-being. However, challenges persist in embedding social-emotional learning (SEL) curricula in the education system despite its potential to provide mental health services and effectively implement inclusive policies. These gaps limit efforts to foster resilience, reduce anxiety, and ensure equitable opportunities for academic and personal growth of learners.

Persistent data gaps impede evidence-based policy making

Despite the clear importance of improving the integration of well-being and inclusiveness in education systems, there remains a notable gap in data and agreed indicators in this area. For SDG 3.4, available data from sources such as WHO, the World Bank, and the UNECE data portal is limited to the SDG indicators 3.4.1 and 3.4.2. While these indicators provide valuable insights, they do not comprehensively capture the broader dimensions of well-being and mental health, especially in the education context. Consequently, this contribution relies on inferred data derived from national policies, strategies and plans of 14 SEE countries.⁸

Recent data reveals critical insights:

- One in seven young people experiences mental health challenges, with anxiety and depression being the most common. However, access to mental health resources remains uneven, particularly in rural areas.⁹
- Schools face significant gaps in implementing comprehensive well-being programs.
- Gender and socio-economic disparities persist in access to mental health education and services. Girls and students from disadvantaged backgrounds report higher levels of anxiety and stress,¹⁰ highlighting systemic inequalities.

These trends underscore the urgent need for targeted strategies to effectively promote mental health in education systems.

The well-being of learners: an integral part of education in Slovenia, Malta and Croatia

Education systems in the region are adopting diverse strategies to promote equity and inclusion, integrating these principles with well-being policies to strengthen student resilience and improve learning outcomes. Examples from Slovenia, Malta and Croatia demonstrate how fostering well-being in equitable and inclusive frameworks creates supportive environments that ensure fair access to education and well-being services in schools.

- Slovenia: The 1996 Act (ZOFVI) established inclusion and quality education as core principles, further reinforced by the National Programme for Children 2020–2025.
- Malta: The National Education Strategy 2024-2030 strategically positions well-being, growth and empowerment, along with equity and inclusion, as complementary pillars.
- Croatia: A holistic approach is embedded in the National Plan for the Development of the Education System until 2027 and the National Youth Programme 2023-2025, which respectively emphasize equity, inclusion and youth well-being.¹¹

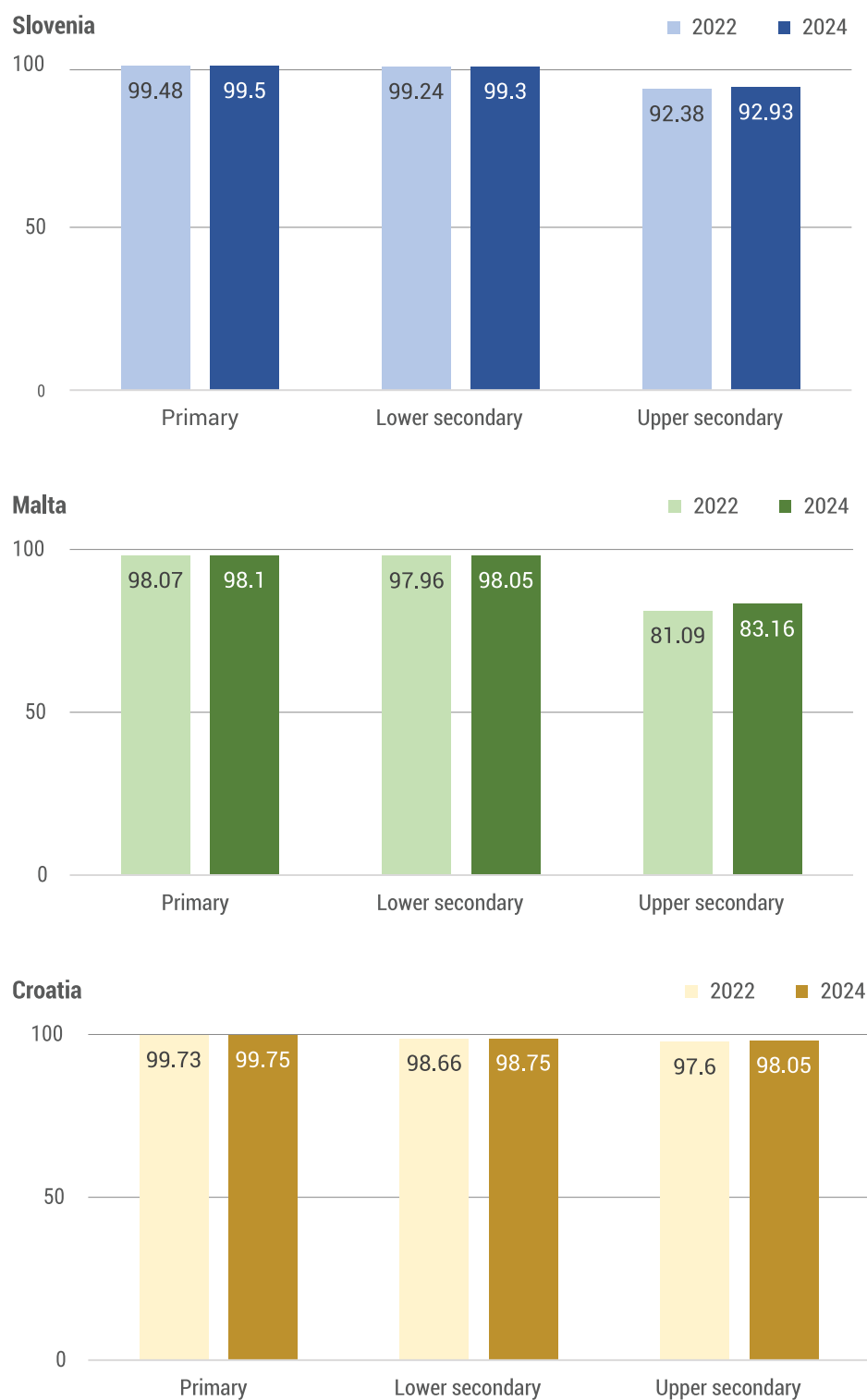
⁸ Albania, Bosnia and Herzegovina, Bulgaria, Croatia, Cyprus, Greece, Malta, Montenegro, Republic of Moldova, Romania, Serbia, Slovenia, North Macedonia, and Türkiye.

⁹ WHO, [Mental health of adolescents](#), 10/10/2024

¹⁰ World Economic Forum, [Health equity for women and girls: Here's how to get there](#), 6/3/2023

¹¹ Although no policy explicitly links well-being with equity and inclusion, initiatives like the '[School of Support in Croatia](#)' supports this holistic approach, aiming to promote resilience, inclusion, and mental health to help students cope with crises such as COVID-19 school closures.

Figure 5
Completion rates of girls and boys in primary, lower secondary and upper secondary education in Croatia, Malta and Slovenia, 2022 and 2024



Source: UNESCO Institute of Statistics.

Recent developments in mental health laws, legislations, policies and strategies in the region

Several countries, including Bulgaria, Croatia, Greece, Malta, the Republic of Moldova, North Macedonia, Serbia, Slovenia and Romania, have recognized the urgent need to address mental health through updated laws, policies and national strategies. Croatia, Malta, Romania, Serbia and Slovenia have National Plans or initiatives for mental health education in schools. This reflects a growing awareness of mental health as a priority policy.

While 14 countries in the SEE region have established dedicated mental health policies and strategies, less than half explicitly promote mental health initiatives in schools or integrate them into school curricula. Malta, Slovenia and Croatia stand out for their proactive approaches:

- Malta: The National Education Strategy 2024-2030 places well-being at its core, implementing 14 measures and 43 initiatives to enhance the well-being of both educators and learners.
- Slovenia: Mental well-being is integrated into school curricula across all levels, reflecting a commitment to comprehensive mental health education.
- Croatia: The Strategic Framework for the Development of Mental Health until 2030 Objective 3 emphasizes the preservation and improvement of mental health in schools and academia.

The catalytic role of SDG 17 in promoting synergies between health and education

Well-being and education are mutually reinforcing, generating a powerful multiplier effect. SDG 17 emphasizes the importance of collaboration and partnerships, uniting key stakeholders including UNESCO, WHO and regional actors to scale up interventions and ensure that no one is left behind.

Strategic partnerships demonstrate the value of collaborative action, with UNESCO advancing innovation and sharing best practices, and WHO providing leadership in mental health advocacy and implementation. The UNECE region holds significant potential to become a leading example of how cross-sectoral partnerships can effectively promote well-being and build resilience through strategic partnerships.



UNFPA's response to the October 2024 floods: empowering women's health

UNFPA Bosnia and Herzegovina

UNFPA's response to the October 2024 floods not only empowered women but also prioritized their sexual and reproductive health and well-being, contributing to long-term recovery and building resilience.



The floods that struck Bosnia and Herzegovina in October 2024 had a significant impact on the physical and emotional well-being of thousands, with women being particularly vulnerable due to heightened risks during crises. SDG 3 highlights the importance of ensuring healthy lives and promoting well-being for all, while SDG 5 underscores achieving gender equality and empowering women. During these periods of heightened vulnerability, access to essential sexual and reproductive health services, including maternal health, was severely compromised, while the risk of sexual and gender-based violence (SGBV) notably increased. The emergency response underscored the importance of integrating health services into humanitarian efforts.

"The floods brought emotional stress and increased the burden on women – from caring for their families to rebuilding their homes. In crisis settings, violence becomes an even bigger problem," said Ms. Elvedina Alić, president of the Women's Association "Nera" from Konjic.

Even before the floods, Bosnia and Herzegovina struggled to provide comprehensive sexual and reproductive health services, particularly in rural and remote areas. The crisis further aggravated this situation, as many women became deprived of access to basic healthcare, including prenatal care and safe delivery options. Moreover, the emotional toll on women experiencing trauma and heightened vulnerability to violence significantly impacted their mental and physical health, highlighting an urgent need for holistic and integrated healthcare support.

In response to the floods, UNFPA, in collaboration with local partners, such as the Red Cross of Bosnia and Herzegovina, distributed dignity kits containing essential hygiene products, ensuring that women could meet their basic needs while preserving their health and dignity.

"The distribution of the dignity kits was a concrete help at a difficult time. It was something that truly showed solidarity and ensured the minimum conditions for a dignified life. However, this is only the first step," explained Ms. Emina Husagić, Program Manager at United Nations Population Fund in Bosnia and Herzegovina (UNFPA BiH).

The Women and Girls Center in Konjic played a crucial role in ensuring continued access to sexual and reproductive health services, including counselling and education. As part of the center's ongoing work, a female gynaecologist conducts bi-monthly visits to provide consultations on sexual and reproductive health (SRH) and maternal health. These visits are vital for ensuring that women receive essential care, particularly during the recovery phase, when their needs are often marginalized or overlooked.

"The engagement of a female gynaecologist twice a month is especially important when we include many women in our workshops and lectures. We are especially happy to respond to the needs of young girls who seek guidance and open conversations about sexual and reproductive health, empowering them to grow into healthy, confident women capable of embracing their well-being throughout their lives. Equally significant is the role of the female psychologist, whose support has been crucial during this critical period, addressing the emotional and mental health of women and girls." Ms. Alić emphasizes.

Furthermore, UNFPA's efforts have also prioritized comprehensive psychosocial support, with a particular focus on women's mental health, which is closely linked to overall well-being. The "16 Days of Activism against Gender-Based Violence" campaign has played a key role in raising awareness about the interconnections between gender-based violence, health and well-being, while advocating for stronger protections and enhanced services for affected women.

Since the intervention, significant improvements have been observed in women's access to SRH services. However, notable health disparities persist. Women from marginalized groups, including women with disabilities, still encounter significant barriers to access SRH care and psychosocial support. While mental health services are critically important, they remain insufficiently funded and under-resourced. Sustained efforts are essential to ensure equitable access to these services, especially for women living in rural areas or belonging to other disadvantaged groups.

The integration of mental health support into SRH services has proven effective in helping women cope with trauma, with encouraging reports indicating that women feel increasingly empowered to seek help, discuss their health openly, and access necessary services. However, maintaining a strong focus on outreach and ensuring inclusivity remains essential to bridge existing gaps in access to health services, particularly for the most vulnerable.

"Thanks to the UNFPA, our dream of opening the center has become a reality. This is a safe place where women can discuss their concerns and find solutions", Ms. Alić concludes.

UNFPA's efforts in the aftermath of the floods highlight the critical intersection between gender equality and health, demonstrating how integrated responses are essential for safeguarding the health and well-being of women in times of crisis. The work carried out in Bosnia and Herzegovina

emphasizes the vital importance of maintaining and improving access to essential healthcare services, including SRH care, as a core component of crisis recovery, ensuring that no one is left behind.



Bridging immunization gaps in the Europe and Central Asia Region

UNICEF

While the Europe and Central Asia region boasts high immunization coverage and robust immunization systems, addressing hidden inequities and immunity gaps remain essential to protect every child and to ensure that no one is left behind.

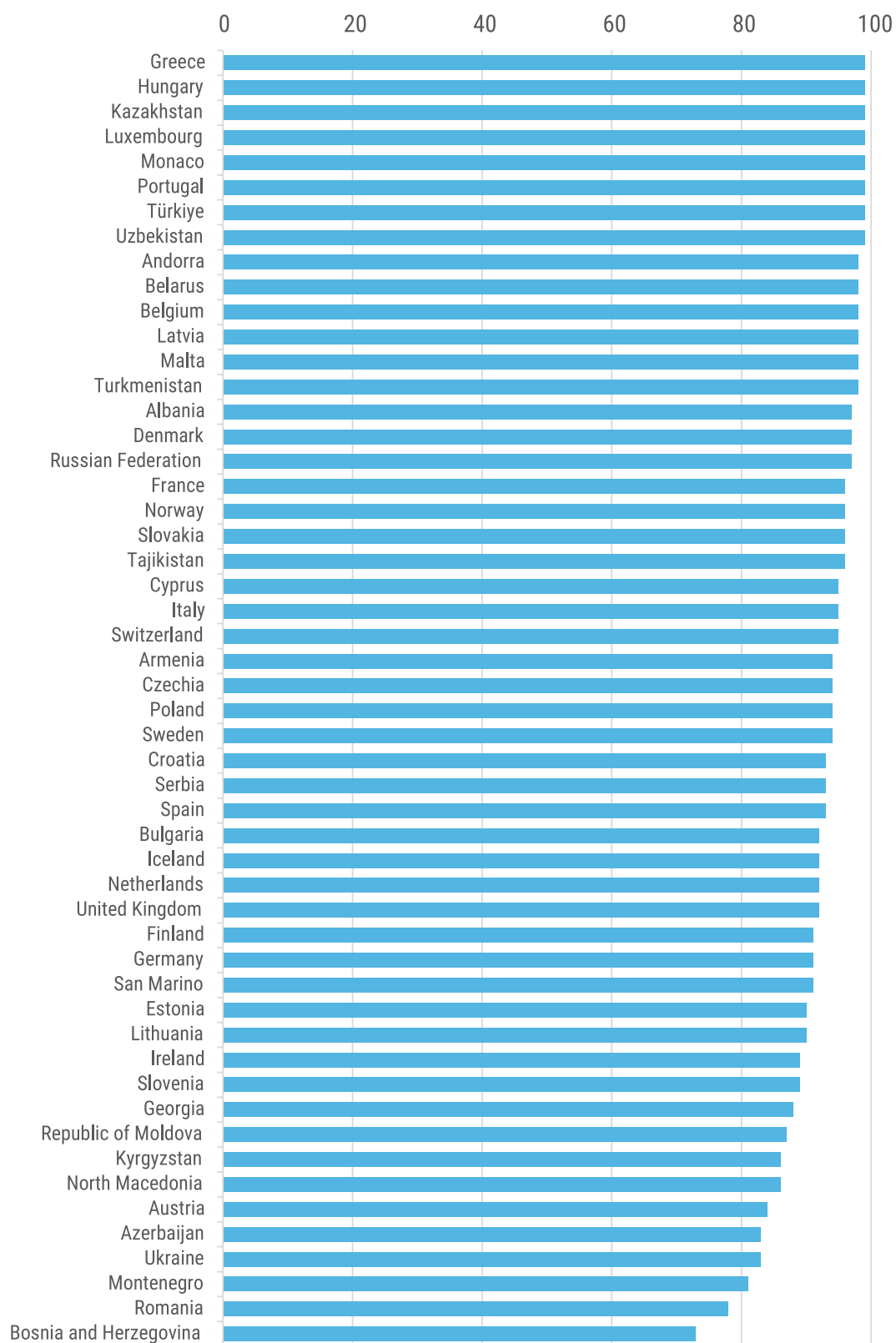


The Europe and Central Asia (ECA) region¹² has consistently demonstrated its effective healthcare systems to achieve high immunization coverage. In 2023, the region achieved DTP1 (Diphtheria, Tetanus, Pertussis) and DTP3 coverage rates of 97 and 95 per cent, respectively, along with a slight improvement in MCV1 (Measles-Containing-Vaccine) coverage of 95 per cent, an improvement from 94 per cent observed the previous year. These figures reflect the strength of healthcare infrastructures, the commitment of health workers, and the successful integration of immunization services into primary healthcare systems. Key factors to success include home-visit programs and well-trained healthcare workforce, both of which have played vital roles in maintaining these high coverage rates.

¹² UNICEF's Europe and Central Asia Region includes all countries in Europe and Central Asia.

However, beneath these impressive figures lie persistent challenges. The overall averages mask significant disparities between countries, highlighting the need for targeted interventions to address the hidden inequities and close immunity gaps effectively.

Figure 6
DTP3 coverage in Europe and Central Asia, 2023

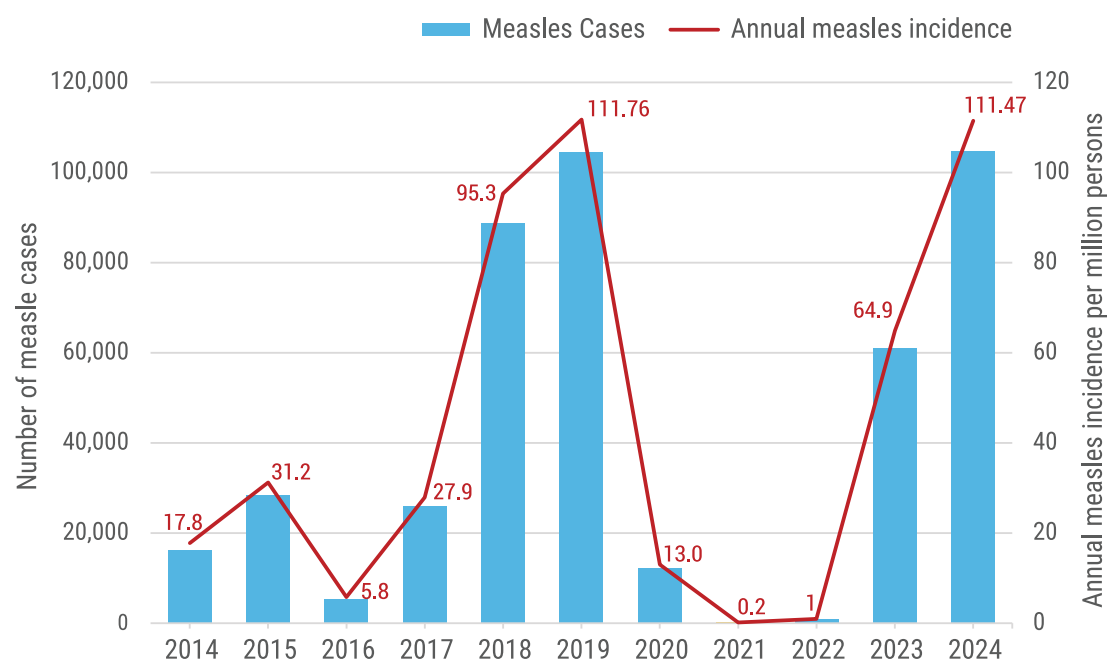


Source: UNICEF Regional Office for ECA, TransMonEE dashboard based on UNICEF/WHO estimates of national immunization coverage, accessed on 18 December 2024

Moreover, measles outbreaks, which follow a cyclical pattern every 4–5 years, serve as a stark reminder of hidden immunity gaps¹³ :

Figure 7

Total number of measles cases and measles incidence per million persons, Europe, 2014–2024



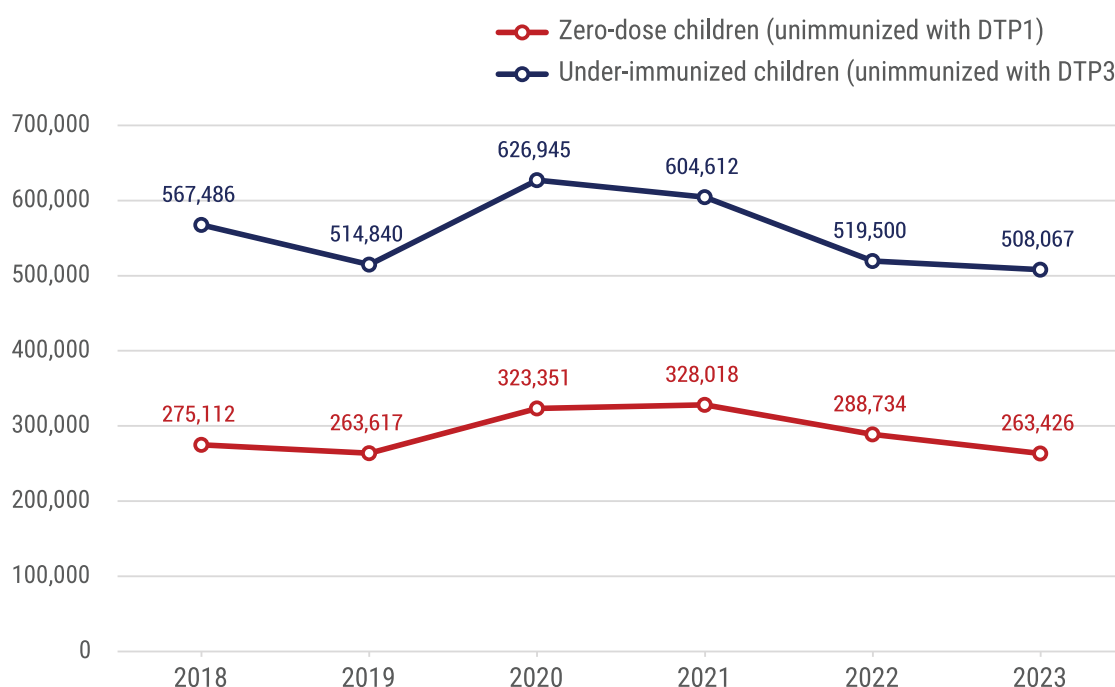
These gaps, often obscured by aggregated data, undermine regional achievements and can lead to preventable disease outbreaks. Alarming, 36 per cent of global measles cases recorded between January and August 2024 originated from the ECA region, with five out of the ten countries reporting the highest incidence rates worldwide located in this region. In addition, the year 2024 has witnessed one of the largest whooping coughs (pertussis) outbreaks in recent years, with infection resurging across many countries in the region.

Finally, while high coverage rates are celebrated, they often mask inequities and pockets of unvaccinated or under-immunized populations. The number of zero-dose children has increased during the pandemics due to interruptions in immunization services. Although countries are gradually recovering from the pandemics, significant efforts are needed to close the gaps and ensure equitable vaccine coverage¹⁴ :

¹³ World Health Organisation (WHO), [Measles/Rubella dashboard](#), accessed on 16 Dec 2024.

¹⁴ WHO, [Immunization Data](#). Accessed on 16 December 2024.

Figure 8
Number of zero-dosed and under-immunized children in Europe and Central Asia, 2018–2023



Source: UNICEF Regional Office for Europe and Central Asia, The Immunization Dashboard, accessed on 16 December 2024.

The inequities within countries play an important role in closing immunization gaps, with marginalized groups such as the Roma community, disproportionately affected by vaccine-preventable diseases. These children often face systemic barriers, including mistrust of healthcare systems, limited access to services, and geographical isolation. Data reveals that Roma children are 1.83 times less likely to be vaccinated with the DTP3 vaccine compared to their peers.¹⁵

Recent surveys have highlighted disparities in immunization coverage, exposing discrepancies between administrative data and survey findings. These differences suggest that coverage rates may be overstated in certain areas, emphasizing the need for precise data collection and analysis to uncover hidden vulnerabilities and effectively reach all children.

Addressing the gaps

Tackling these challenges requires a multi-pronged approach that prioritizes equity and precision. Enhanced surveillance systems are critical for identifying zero-dose children and under-immunized populations. UNICEF's Immunization Dashboard, accessible on the UNICEF website, provides analytical data at both national and subnational levels.¹⁶ Additionally, MICS (Multiple

¹⁵ UNICEF ECARO, *Breaking barriers: An analytical report on Roma children and women in Kosovo (UNSCR 1244), Montenegro, North Macedonia and Serbia: A summary of findings from four MICS surveys in Roma settlements*, p. 18.

¹⁶ UNICEF Regional Office for ECA, [Immunization dashboard](#).

Indicator Cluster Surveys) are being used in several countries to collect disaggregated immunization data.

Additionally, UNICEF has been working with countries in developing tailored strategies that focus on marginalized communities. Outcome targeted interventions ensure that every child is protected against vaccine-preventable diseases. A notable success story is the involvement of Roma health mediators in Kosovo (S/RES/1244, 1999)¹⁷, which significantly improved vaccination coverage rates, demonstrating the effectiveness of community-based approach.

Immunization is among the most effective health interventions, with profound impacts on reducing child mortality and improving public health outcomes. Yet, the financing environment is becoming increasingly complex due to economic challenges, donor dependencies, and rising costs of new vaccines. UNICEF is supporting the countries to enhance capacities for efficient public budgets planning, increasing allocations to immunization, and strengthening primary healthcare systems to improve service delivery and workforce capacity.

Finally, strengthening partnerships and advocacy is essential to drive country-specific responses and foster policy changes that address immunization gaps. Collaboration between governments, international organizations, and local communities can ensure that interventions are tailored to meet the unique challenges of each country. Advocacy efforts are critical to elevate immunization as a national priority, secure sufficient resources, and integrate equity-focused strategies into health policies. By leveraging on these partnerships, countries can not only close immunity gaps but also build resilient healthcare systems capable of reaching every child and ensuring sustainable public health outcomes.

¹⁷ References to Kosovo are to be understood in the context of the United Nations Security Council Resolution 1244 from 1999: [S/RES/1244 \(1999\)](#).



Walking: the missing link in transport, health and environment

UNECE Environment

Walking, a natural and essential activity often overlooked in transport and mobility planning, is the focus of THE PEP Pan-European Master Plan on Walking, which calls on member States to collaborate nationally and internationally to achieve a shared vision for active and inclusive mobility.



Walking is a universal human activity, deeply woven in the fabric of our lives. It marks a significant milestone in any infant's development and often becomes the final symbol of independence in one's later years. Walking is exercising without a gym, a therapy without a prescription, and a mode of transport without fuel or emissions. Requiring no special equipment and naturally adapting to an individual's pace, ability and fitness level, walking is inherently safe and accessible. As highlighted by the International Charter for Walking (Walk21), "walking is as natural as breathing." Indeed, everyone is a pedestrian at some point in their day-to-day life.

Walking delivers great benefits for health, well-being and sustainability, making it a cornerstone of modern mobility and public health strategies. It promotes physical and mental health, strengthens social connections and contributes to environmental sustainability. Its simplicity, cost-free nature

and universal accessibility make walking an ideal activity for people of all ages to seamlessly integrate physical activity into daily routines.

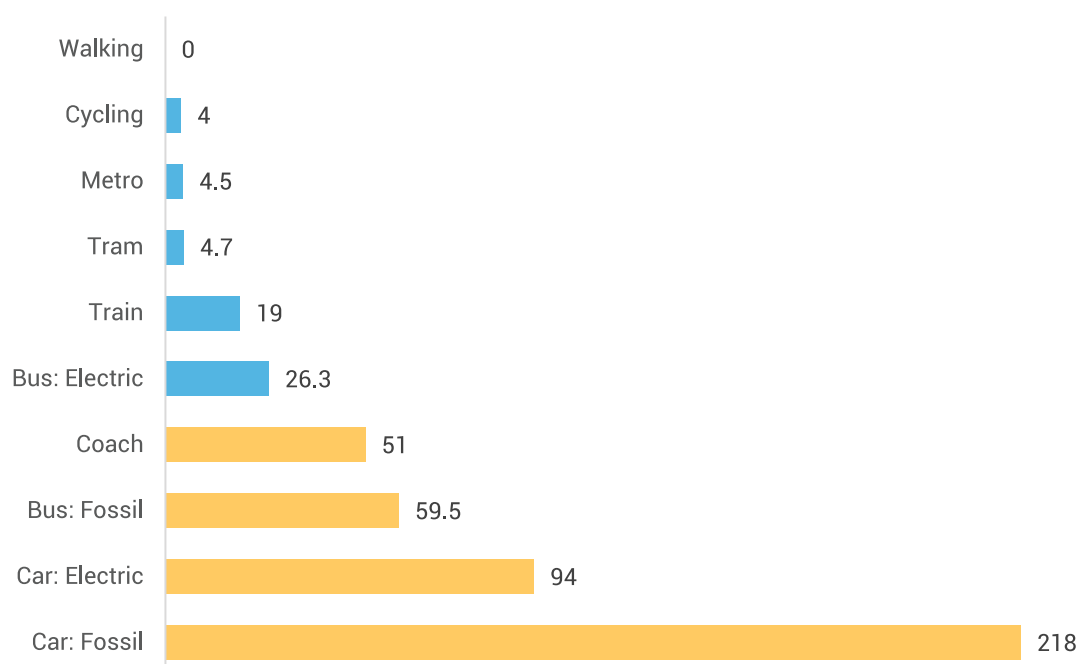
The Transport, Health and Environment Pan-European Programme (THE PEP) promotes the integration of environmental and health considerations into transport and mobility policies. A key focus is on active mobility, including walking, wheeling (mobility aids and wheelchairs) and cycling. In October 2024, member States adopted the Pan-European Master Plan on Walking,¹⁸ an initiative to promote walking beyond building pavements—that it is about creating healthier, safer and more inclusive societies. When designed with equity and inclusion at its core, walking initiatives have the power to bridge health disparities, enhance well-being, and ensure that no one is left behind.

Walking directly supports SDG 3 by ensuring healthy lives and promoting well-being for all ages. It serves as a cost-effective public health intervention, reducing the risk of non-communicable diseases and improving cardiovascular health (target 3.4). According to WHO estimates, physical inactivity causes around one million deaths annually in the European region. Just 30 minutes of walking daily can reduce mortality risk by at least 10 per cent.

Walking also plays a crucial role in reducing air pollution (target 3.9) and emissions of greenhouse gases (target 13.2), significantly contributing to decarbonizing transport systems. Unlike approaches focused solely on electrifying car fleets—which fail to address challenges like road congestion, physical inactivity and space inefficiency—walking provides a holistic solution. It fosters healthier, greener and more vibrant communities, demonstrating its role in sustainable urban development.

¹⁸ ECE/AC.21/SC/2024/6–EUCDE2422320/2.1/6

Figure 9
Carbon dioxide emissions of modes of transport in grams per kilometre



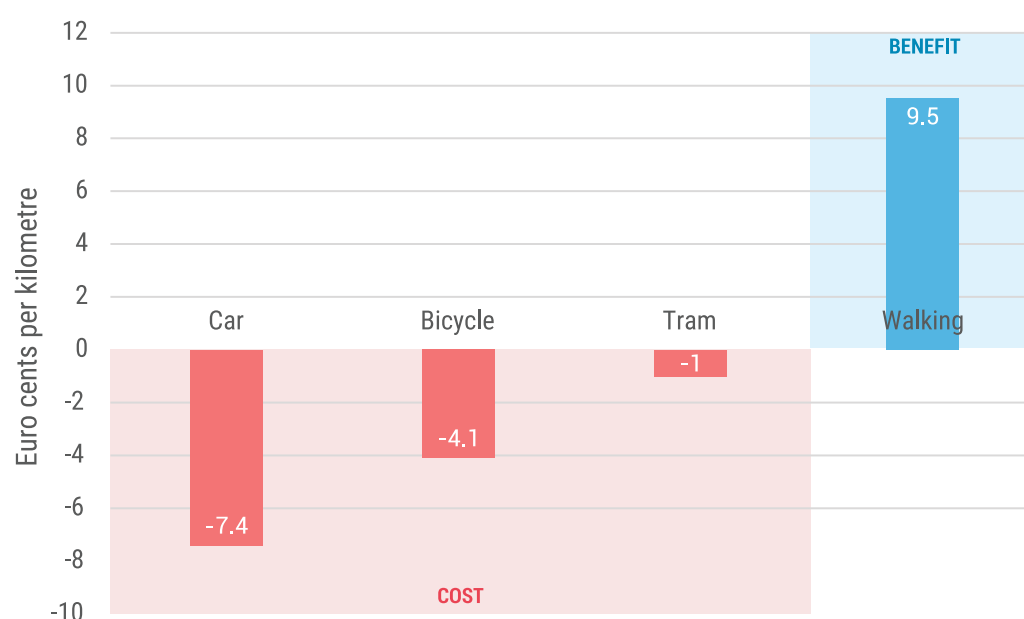
Source: Federal Ministry of Climate Action, Environment, Energy, Mobility, Innovation and Technology of Austria, *Besser Gehen in Österreich! Masterplan Gehen 2030: Strategie zur Förderung des Fußverkehrs in Österreich Ein Beitrag zur Umsetzung des Mobilitätsmasterplans 2030*, (Vienna, 2022)

Despite these benefits, challenges remain. Structural barriers, such as unsafe pedestrian environments, disproportionately affect women, children and persons with disabilities. Alarming, pedestrian fatalities account for 23 per cent of global road traffic deaths (target 3.6), with over 450,000 pedestrians killed globally in 2019 alone. Tackling these issues demand investment in a safe and inclusive infrastructure and urban planning that prioritizes walking and ensures equitable access to mobility.

Walking also delivers tangible economic and environmental benefits. By reducing healthcare costs through preventing non-communicable diseases, walking further generates substantial savings. Walking is estimated to save €0.17 per km when compared to car travel. For example, Switzerland found that whereas car traffic incurs external costs of €0.074 per km travelled, walking generates a benefit of €0.095 per km (Figure 10).

In response to these challenges, the Pan-European Master Plan on Walking aligns with the 2030 Agenda for Sustainable Development, positioning walking as a cornerstone of health-focused mobility systems. The Master Plan urges countries to adopt national walking policies, prioritize pedestrian-friendly urban planning, and ensure equitable access to safe walking environments, embracing a whole-of-society approach. These efforts directly contribute to SDG 3, particularly to target 3.4 (reducing non-communicable diseases) and to 3.6 (halving road traffic injuries and deaths), while embodying the cross-cutting principle of "leaving no one behind."

Figure 10
External effects (costs or benefits) of different modes, euro cents per kilometre travelled



Source: Bundesamt für Raumentwicklung 2019: "Externe Kosten und Nutzen des Verkehrs in der Schweiz. Strassen-, Schienen-, Luft- und Schiffsverkehr 2019" (German only).

Note: Negative values indicate cost, positive values indicate benefits

To fully unlock walking's potential in advancing SDG 3, governments and stakeholders must adopt a holistic approach. This includes integrating walking into health promotion campaigns, embedding walking into urban planning policies, and incorporating walking into transport systems. A special emphasis on pedestrian safety (target 3.6) is critical, alongside targeted measures to address inequities in access for vulnerable groups, including children, the elderly and people with disabilities.

Numerous countries, including Austria, Greece, Ireland, Netherlands (the Kingdom of), Norway and Portugal, have already adopted national strategies or plans for walking. Other countries, such as Germany, Lithuania and Slovenia, are actively developing similar strategies.


Walking embodies the spirit of SDG 3: it is simple, universal and transformative. The Pan-European Master Plan on Walking serves as a call to action, urging policymakers to recognize walking as a public health priority. Only by addressing existing challenges and scaling successful initiatives, the region would be able to fully harness walking as a powerful tool for advancing health, well-being and sustainability—benefiting everyone, now and into the future.



From challenges to solutions: successful international experience in addressing vital issues of water supply, sanitation and water resource protection in Uzbekistan

UNECE Environment

Uzbekistan advances water, sanitation and industrial safety agenda.



Uzbekistan faces pressing environmental challenges that have become increasingly urgent with the impacts of climate change and expanding industrial activity, particularly in water resource management, supply and sanitation. Limited water resources, high contamination risks, and disruptions to ecological balance compound water supply issues, with only 54 per cent of the population currently having access to centralized water supply. Furthermore, a significant portion of untreated wastewater is discharged into the environment, leading to serious environmental and social consequences. These challenges demand integrated, comprehensive solutions, with international cooperation playing a vital role in providing expertise and resources to develop effective and sustainable measures.

In 2024, Uzbekistan launched the project "Strengthening action in Uzbekistan on Water and Sanitation and protection of Water Resources from Accidental Pollution in the face of Climate Change," funded by the Swiss Agency for Development and Cooperation (SDC) and implemented

by UNECE. The project aims to modernize water resource management and adapt infrastructure to climate risks. It also supports Uzbekistan's fulfilment of international commitments, including the Protocol on Water and Health, which the country joined in 2023, and the Convention on the Transboundary Effects of Industrial Accidents.

A key focus of the project is supporting Uzbekistan achieve the SDGs outlined in the 2030 Agenda. SDG 3, which aims to ensure health and well-being for all, underscores the importance of clean water and proper sanitation in maintaining public health. Adherence to water supply and wastewater disposal standards help mitigate the risk of various disease outbreaks. In regions with high concentrations of mining enterprises, where water pollution poses a significant challenge, the project contributes to achieving SDG 6 by enhancing access to clean water and improving water quality and sanitation.

The project also prioritizes preventing industrial accidents and accidental water pollution, particularly in the context of Uzbekistan's rapidly expanding mining sector. The growing number of tailings storage facilities pose serious risks to both environmental safety and public health. To address these concerns, the project introduces monitoring systems for the safety of tailings storage and water bodies, develops emergency response plans for industrial sites, strengthens regulatory frameworks, and provides training for enterprise staff and government agencies. These measures contribute to the achievement of SDG 9 and SDG 12, promoting sustainable industrialization while minimizing waste-related impacts on waste on water resources.

The project also focuses on climate change adaptation, aligning with SDG 13. Uzbekistan, like many other Central Asian countries, is already experiencing the consequences of climate change, including frequent droughts and dwindling water resources. The project supports adaption of water supply infrastructure to meet evolving climate conditions and promotes efficient water use, particularly in agriculture, which remains a cornerstone of the economy. Project experts are introducing technologies to significantly reduce water losses during irrigation, enhancing both water conservation and efficiency in agricultural practices.

A critical component of the project is raising awareness and fostering collaboration among government institutions and the public. Training programs are developed for local authorities, specialists, and tailings storage operators, as well as representatives of the public and active citizens. This is an important step in achieving another Sustainable Development Goal – SDG 17, which focuses on partnership and joint action. Education and public awareness campaigns on sustainable water use, resource protection and pollution prevention are essential to ensuring effective and sustainable management of natural resource, empowering both institutions and individuals.

Compliance with Uzbekistan's international obligations in water supply and health protection is a key aspect of the project. In 2024, Uzbekistan became the first Central Asian country to join the Protocol on Water and Health, committing to cross-sectoral goals in the water supply, sanitation and health protection. This not only enhances the country's domestic performance in these areas but also enables active participation in global efforts to improve the quality and sanitation standards.

Achieving these goals requires coordinated actions from all stakeholders at local and regional levels. To this end, the project has facilitated the establishment of an Inter-Institutional Working Group in 2024, tasked with coordinating efforts to prevent water pollution and ensure the safety of environmentally hazardous facilities. This collaboration strengthens Uzbekistan's capacity to address water supply challenges, improve sanitation, and effectively respond to environmental threats.

The project "Strengthening action in Uzbekistan on Water and Sanitation and protection of Water Resources from Accidental Pollution in the face of Climate Change" exemplifies how international

cooperation can effectively address pressing global challenges. By improving water security and preventing pollution, the project not only enhances the population's quality of life, but also strengthens Uzbekistan's role as an active contributor to global environmental initiatives. These measures establish a robust foundation for advancing the country's water infrastructure, strengthening climate resilience, and reducing the risks and impacts of industrial accidents. The project's comprehensive approach represents a significant step towards achieving the Sustainable Development Goals and ensuring a better quality of life for future generations.



Promoting gender equality and empowering women

UN Women Regional Office for Eastern Europe and Central Asia

Momentum leading up to 2030 must translate promises into action on gender equality and women's empowerment



Systematic mainstreaming of the gender perspective is essential for implementing the 2030 Agenda. Under the Sustainable Development Goals, gender equality and empowerment of women and girls constitute both a goal (Goal 5) of its own and a means for achieving other goals with gender-specific targets.

Based on available SDG indicators in the United Nations Global SDG Indicators Database¹⁹, countries in the UNECE region have made significant strides toward achieving gender equality and women's empowerment. However, aggregate progress at the regional level masks differences across and within countries. Intersecting and multiple forms of discrimination continue to impede equal opportunity for marginalized women and girls, highlighting the importance of doubling down on efforts to leave no one behind on the path to 2030.

¹⁹ Unless mentioned otherwise in footnotes, the data source used in this overview is the [United Nations Global SDG Indicators Database](#).

With just six years remaining until 2030 and three decades since the adoption of Beijing Declaration and Platform for Action in 1995, it is more crucial now than ever to invest in the capabilities, dignity, and human rights of all women and girls across various sectors and throughout their life journey.

Few countries have achieved parity in positions of power and decision-making

Under-representation in power and leadership remain widespread in the UNECE region. Men still dominate national and local politics, as well as decision-making positions in the private sector. Women hold at least four in every ten seats in national parliaments in only 10 UNECE countries.²⁰ When it comes to local government, only 8 countries have achieved this level of representation.²¹ Eleven countries have reached or surpassed 40 per cent of women in managerial positions. Variation across countries is large in all these indicators and in several countries, women hold less than a quarter of seats in parliament, deliberative bodies of local governments or managerial positions.

As of January 2025, at least 40 per cent of women hold parliament seats in 10 out of 56 UNECE countries (Figure 11). These countries would meet the target if the threshold were to be set between 40 per cent and 60 per cent, with the aim of no more than 60 per cent of either sex being represented. In Andorra, Iceland, Monaco, Finland and Sweden the percentage is 45 or higher. In six countries, women hold less than 20 per cent of parliament seats. If adequately designed and enforced, temporary special measures, such as quotas, can help accelerate equal political representation at all levels. As of January 2025, 40 of 56 UNECE countries had electoral quotas for women in lower chambers and unicameral parliaments.

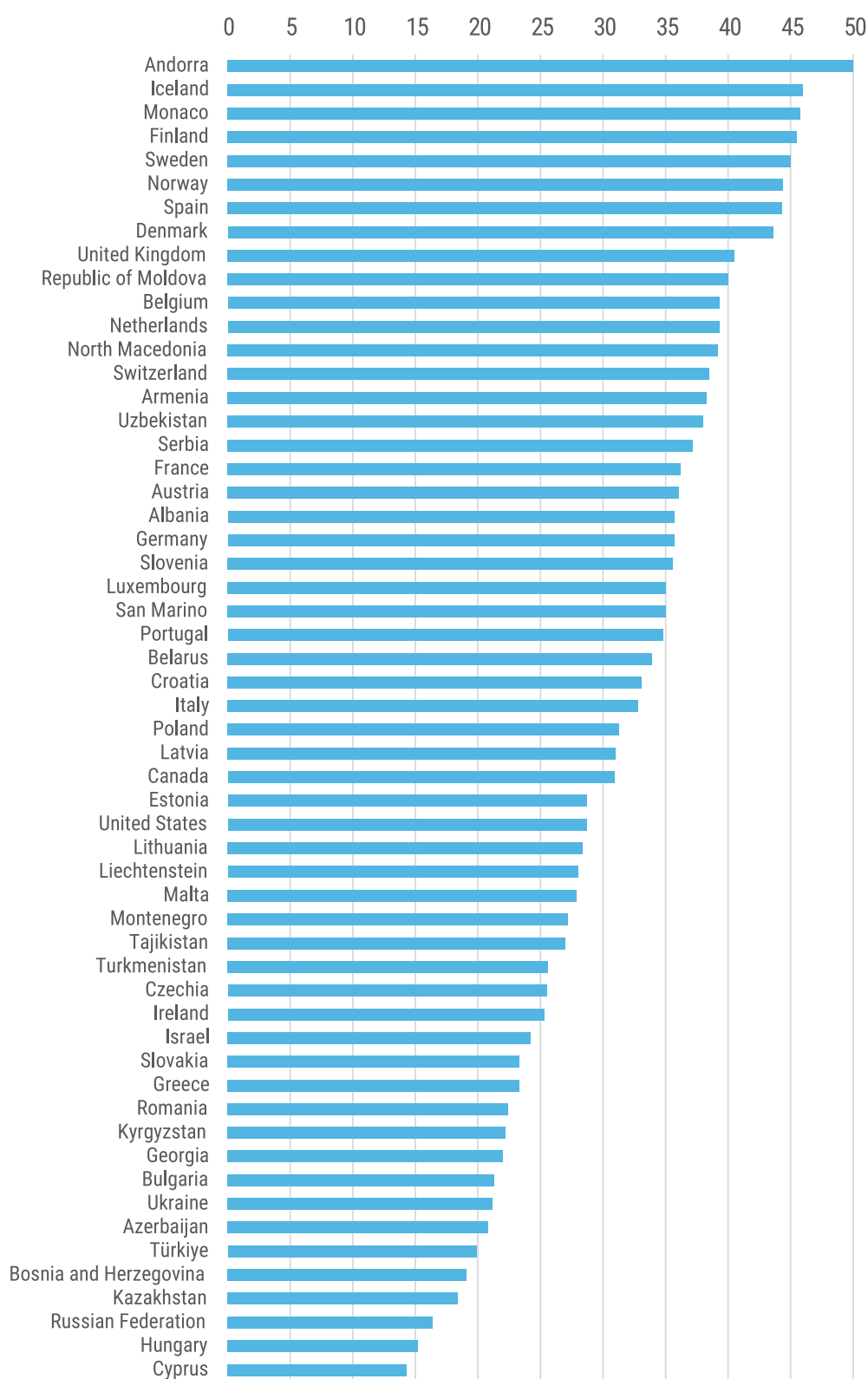
According to the latest data available for the period 2015–2022, women hold at least 40 per cent of elected seats in deliberative bodies of local governments in 8 UNECE countries, with the highest percentages in Iceland (51), Belarus (48), Sweden (44), Albania (44) and France (42).

Managerial positions are also predominantly occupied by men. Based on the latest data available for the period 2019–2022, women hold at least 40 per cent of managerial positions in 11 UNECE countries, including in Belarus (47), the Russian Federation (46), Latvia (46), the Republic of Moldova (45), and Poland (43). When expanding the spectrum to include middle and high-level management positions, women hold at least 40 per cent of these positions in 9 countries, including in Latvia (46), Belarus (44), the Russian Federation (44), Sweden (43) and the United States (43). In five countries only a quarter or less of all senior and middle management positions are held by women.

²⁰ Inter-Parliamentary Union. 2025. [Parline Database](#).

²¹ UN Women. 2025. [Women in Local Government](#).

Figure 11
Proportion of seats held by women in national parliaments as of January 2025, per cent



Source: Inter-Parliamentary Union [Parline Database](#), as of January 2025.

Large gender gaps in paid and unpaid work continue to hinder women's economic empowerment

Structural barriers to gender equality and gender discrimination persist in labour markets, leading to gaps in labour force participation and pay, occupational segregation, unemployment, and an unequal distribution of unpaid care and domestic work. While women's workforce participation has narrowed relative to men's, large disparities remain, particularly among the prime working-age population. Working-age mothers with young children (women aged 25–54 years with children under 6 years of age) face notable labour market disadvantages in participation, pay, and access to leadership positions. Data for the period 2019–2023 shows that in 25 out of 31 UNECE countries with available data, the gender gap in labour force participation among couples with small children exceeds 15 percentage points (Figure 12).²² In all countries with data, over 90 per cent of fathers in this age group are in the workforce, whereas maternal participation reaches a high level of 80 per cent or more in only seven countries: Austria, Croatia, Hungary, Lithuania, Netherlands, Poland, Portugal and Slovenia.

Closely related to labour force participation rate, women in the UNECE region continue to earn less than men every month on average and the size of the gender pay gap varies widely. Data covering the period 2018–2022 reveals that women earn, on average, at least 20 per cent less than men in 16 UNECE countries. The highest gender pay gaps in monthly earnings are recorded in Tajikistan (36 per cent), Uzbekistan (36 per cent), Armenia (36 per cent), Azerbaijan (35 per cent), and the Netherlands (35 per cent).²³ In contrast, the average gender pay gap is smallest in Croatia (7 per cent), Albania (5 per cent) and Slovenia (3 per cent).

For many women in the region, the countless hours spent on unpaid care and domestic work remain an obstacle for accessing decent employment. Women continue to bear a disproportionate responsibility for household chores and care duties in most of countries. Data available for 13 UNECE countries for the period 2015–2020 reveals that women spend up to twice as many hours performing unpaid care and domestic tasks than men in most countries. In three countries, this unequal ratio stands between 2 and 3 times and even at around 5 times in two countries.

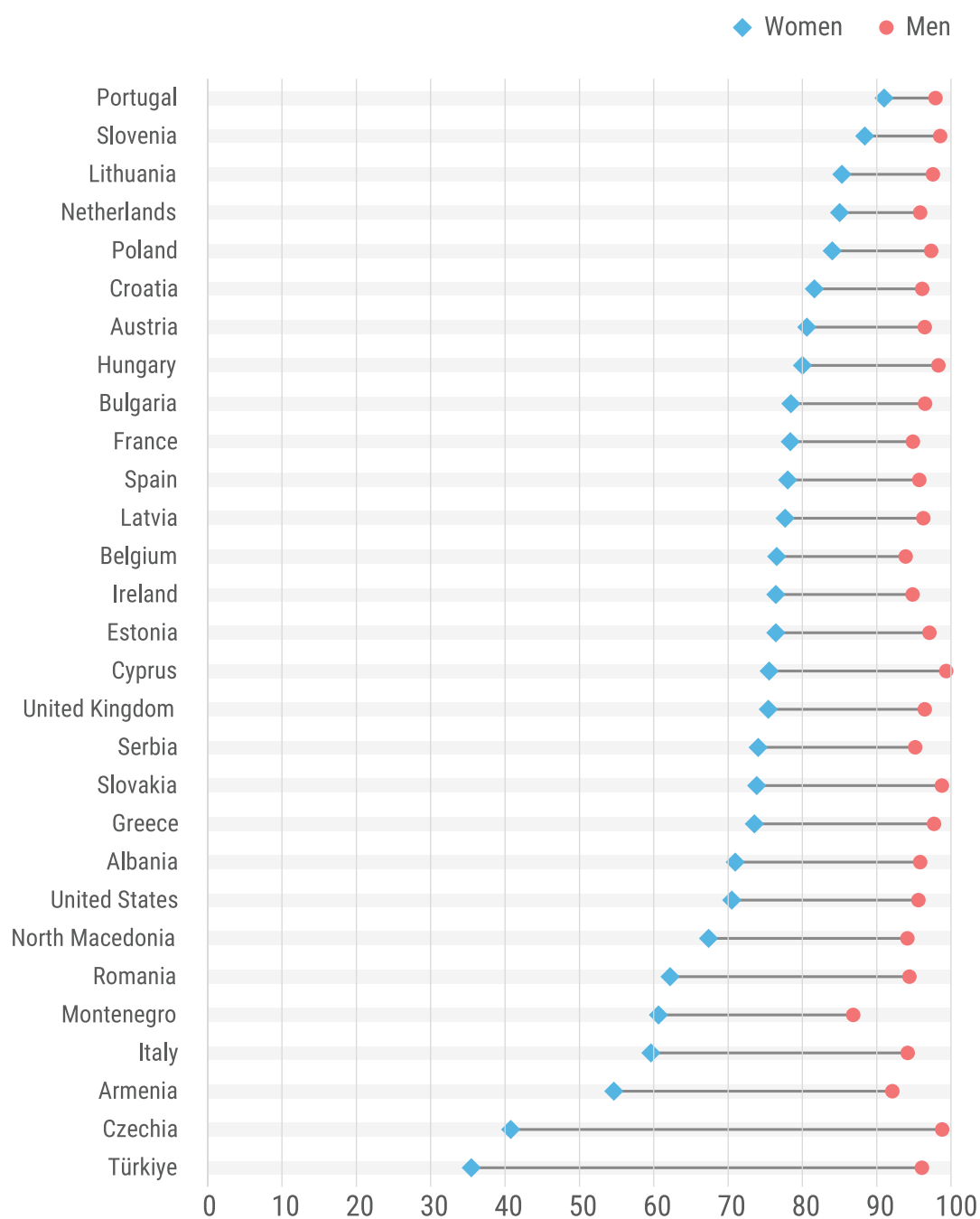
Further investments in care leave policies—such as maternity, paternity and parental leave—along with care services, jobs, and infrastructure are essential to reduce and redistribute unpaid care and domestic work. Affordable early childhood education and care services can also help women participate in workforce and create decent jobs in the paid care sector. A shortage of kindergartens and pre-schools in some countries impedes women's workforce participation. In only 10 of 40 UNECE countries with available data for the academic years 2015/2016 to 2021/2022, enrolment in formal childcare services for children under three exceeded 50 per cent, including in the Netherlands (72), Slovenia (69), Denmark (68), the Republic of Moldova (62) and the United Kingdom (61).²⁴

²² ILO. 2025. [ILOSTAT Database](#).

²³ [UNECE Statistical Database](#).

²⁴ [UNECE Statistical Database](#).

Figure 12
Labour force participation rate of women and men aged 25–54 living as a couple with children under 6 years, per cent



Source: [ILOSTAT Database](#).

Gender-responsive social protection and social services are central to eradicate female poverty, combat inequality, and promote social inclusion

Multi-dimensional poverty in the UNECE region has a female face. Women are more likely than men to live in multi-dimensional poverty in 29 of the 34 UNECE countries with available data for 2018–2022 period. An opposite pattern is observed in Ireland, while women and men are equally likely to live in multi-dimensional poverty in Finland, Iceland, Montenegro, and North Macedonia (indicator 1.2.2). More than 30 per cent of women in Albania (45), Türkiye (43), North Macedonia (40), Romania (36), Bulgaria (35), and Montenegro (31) are multi-dimensionally poor. Gender gaps are the largest in Latvia (29 vs. 22 per cent), followed by Bulgaria (35 vs. 29), Lithuania (26 vs. 20), and Luxembourg (26 vs. 20).

All mothers with newborns receive maternity cash benefits in 41 of the 52 UNECE countries with available data for 2017–2020 period (indicator 1.3.1). Pension coverage among women is universal in 27 of the 46 UNECE countries with available data for 2020–2021 period, as opposed to in 38 countries among men (indicator 1.3.1). All women with severe disabilities receive disability cash benefit in 40 of the 41 UNECE countries with available data for the 2016–2021 period (indicator 1.3.1).

Violence, harassment, and abuse of women and girls in all forms hamper equality in all areas of life

Women and girls in the UNECE region have the right to live free from violence, fear, and coercion. Yet many continue to endure human rights violations in public and private spheres—at home, work, educational institutions, within communities and online—undermining their freedom, safety, and access to opportunities. Based on the latest data available covering 48 UNECE countries during the period 2000–2018, over one in ten women of reproductive age (15–49 years) have experienced physical and/or sexual violence by an intimate partner in Tajikistan (14 per cent), Kyrgyzstan (13 per cent), and Türkiye (12 per cent). In contrast, the prevalence of intimate partner violence stood at five per cent or less in 27 UNECE countries. Georgia (3 per cent), Spain (3 per cent), Iceland (3 per cent), Canada (3 per cent), and Switzerland (2 per cent) have achieved most progress in this area.

Early, child, and forced marriage in the UNECE region is far less prevalent compared to other regions. Yet, this harmful practice, which severely curtails girls' opportunities throughout their life, remains more common in some Eastern European and Central Asian countries. Among the 20 UNECE countries that have available data during the period 2015–2022, more than one in ten women aged 20–24 were married before age 18 in Türkiye (15 per cent), Georgia (14 per cent), Kyrgyzstan (13 per cent), and Albania (12 per cent).

Far too many women still lack autonomy to decide on their sexual and reproductive health

Women and girls' autonomy to decide on sexual and reproductive health services, contraceptive use, and consensual sexual relations is key to their empowerment and reproductive rights. However, the share of married or in-union women of reproductive age who make their own informed decisions in these domains varies considerably across the nine UNECE countries with available data for the period 2016–2020. It stands at over three-quarters in Serbia (96 per cent), North Macedonia (88 per cent) and Georgia (82 per cent), at around two-thirds in the Republic of

Moldova (73 per cent), Uzbekistan (70 per cent), Albania (62 per cent), Armenia (62 per cent) and Turkmenistan (59 per cent), and at around a quarter in Tajikistan (27 per cent).

Most progress in developing national laws and regulations to ensure full and equal access to sexual and reproductive health care, information and education across the 35 UNECE countries with available data for the period 2019–2022 is observed in the Netherlands, Norway and Sweden where the access level is at 100 per cent, followed closely by Serbia (99 per cent), Croatia (98 per cent) and Estonia (98 per cent). In six countries, access rates are at 70 per cent or lower.

Gender-responsive laws, policies, and budgets that promote gender equality and address gender discrimination are fundamental to enable change

UNECE region has made notable progress in developing and enforcing legal frameworks to end all forms of discrimination against women and girls. However, challenges persist in the areas of public life, violence against women, employment, and economic benefits, as well as marriage and family.

According to the latest data available for 2022, only 12 UNECE countries have fully established legal frameworks to end discrimination against women and girls across overarching legal frameworks and public life (Albania, Bosnia and Herzegovina, Croatia, Georgia, Kyrgyzstan, Montenegro, North Macedonia, Poland, Portugal, the Republic of Moldova, Spain and Ukraine), and 7 countries have all necessary laws in place to prevent and address violence against women (Czechia, Denmark, Germany, Iceland, Spain, Sweden and the United Kingdom).

On legal frameworks to end gender discrimination in employment and economic benefits, 23 UNECE countries have all such frameworks in place. Yet only 2 countries have all laws in place required to end discrimination against women and girls in marriage and the family (Germany and Ireland).

Further progress is needed to develop, adopt, and implement methodologies for gender-responsive budgeting. Among the 27 UNECE countries with available data for the period 2018–2021, only 8 fully meet the three criteria — intent, allocation tracking, and transparency — to make systematic public budget allocations for gender equality and women’s empowerment (Albania, Armenia, Austria, Belgium, Iceland, Portugal, Serbia and Ukraine) whereas 17 other countries meet at least one of the three criteria.

Gender divides persist in educational achievement

Establishing an equal playing field in education is key to addressing gender-based segregation in tertiary education and feminization of certain labour sectors and occupations. Data from 46 UNECE countries for the period 2015–2018 (indicator 4.1.1) shows that women at the end of lower secondary education are more likely than men to achieve a minimum proficiency level in reading. However, achievement levels vary widely across the region, ranging from around 90 per cent of girls in Finland (93), Estonia (92), Ireland (92), Canada (90), and Poland (90) to just around 40 per cent in Georgia (44) and Kazakhstan (43).

The picture is more varied when it comes to mathematics at the end of the same educational period, as girls perform better than boys in 25 of the 43 UNECE countries with data available for the period 2015–2019. Women are more likely than men to complete upper secondary education in 43 out of 51 UNECE countries with available data for the period 2015–2019, with female completion rates exceeding 85 per cent in 37 countries (indicator 4.1.2).

New technologies hold vast potential for empowering women and girls, yet it remains essential to close the gender digital divide to ensure that women have equal access to digital tools and can fully participate in technological progress. At the same time, emerging risks, such as cyber violence, privacy concerns, and biased algorithms which may perpetuate unconscious gender bias, must also be addressed. Based on available data for the period 2016-2021, female mobile phone ownership is nearly universal in Spain, Czechia, Slovenia, Cyprus, the Russian Federation, Finland, Belarus, and Romania. Only three countries have rates below 80 per cent. Women are less likely than men to own a mobile phone in 16 out of the 27 UNECE countries with available data.

Improving the production and use of gender statistics, particularly by collecting data on gender and intersecting forms of inequality, is crucial to leaving no woman and girl behind

Quality and timely gender data are crucial to shaping public policies and monitoring progress towards achieving Sustainable Development Goals. The limited data available to monitor some Goal 5 targets underscores the need for increased investments in the collection, analysis, and dissemination of related indicators. As of January 2024, the UNECE region had 55 per cent of data available since 2015 to monitor SDG 5, although large differences exist between countries.²⁵

Data availability also differs significantly across Goal 5 indicators. For instance, all 56 UNECE countries have data available since 2015 on the representation in parliaments, 49 on legal frameworks for gender equality and non-discrimination and access to managerial positions, 48 on intimate partner violence and 46 on representation in local governments. In contrast, few countries have data available since 2015 on gender-responsive budgeting (19), time spent on unpaid domestic and care work (13), and decision-making on sexual and reproductive health (9 countries). No UNECE country has data on sexual non-intimate partner violence in the Global SDG Indicator Database.

Temporal data that reveal trends over time are available for very few SDG indicators. Differences in the frequency of data collection and compilation, along with newly introduced indicators partially explain the lack of cross-temporal data collected. Large gaps remain in the availability of disaggregated data by sex and intersecting vulnerabilities, such as age, geographic location, disability status, HIV status, migratory status, ethnicity, race, sexual orientation, and gender identity to monitor gender-relevant SDG targets beyond Goal 5. National statistical offices and other key stakeholders have undertaken significant efforts to improve gender data availability, however, more bold and decisive investments are needed to sustain progress and to strengthen countries' capacity to measure and report progress on gender equality and women's empowerment.

²⁵ This estimate covers 18 SDG 5 indicators. It is assumed that a country has data available for an indicator if at least one data point for the reference period 2015 or later is available in the SDG Global Database. SDG indicator 5.3.2. Proportion of girls and women aged 15–49 years who have undergone female genital mutilation/cutting, by age, has been excluded from this analysis.



Partnership for gender equality in land ownership and control: Towards SDG 5.a.1 reporting in the Western Balkans

FAO

Supporting progress in achieving gender equality in land ownership and control by advancing SDG Indicator 5.a.1 monitoring and reporting in the countries of Western Balkans is facilitated through a multi-stakeholder partnership, including coordination between National Statistical Offices and Ministries of Agriculture.



Reliable data is critical for tracking and accelerating progress toward gender equality in land ownership and control, a cornerstone of sustainable development and economic empowerment. While formal legal systems in the Western Balkans grant gender equality in access to land, conflicting laws on marriage, divorce and inheritance frequently undermine these rights, discriminating against women and daughters. Beyond legal frameworks, discriminatory social norms and practices further hinder women's access to land and ownership. FAO's National Gender Profiles on Agriculture and Rural Livelihoods conducted in Albania, Bosnia and Herzegovina, Serbia and **Kosovo** (S/RES/1244, 1999) highlight persistent challenges: rural women often struggle to access credit and rural advisory services due to non-compliance with formal requirements, such as owning agricultural property or being registered as a farm owner or manager.

A critical obstacle lies in the lack of updated, sex-disaggregated data needed to monitor equitable land control and ownership. In the Western Balkans, collaboration between National Statistical Offices and Ministries of Agriculture remains insufficient, perpetuating data gaps and delaying the development of targeted, gender-responsive policies and programs.

To address these challenges, updated and accurate data on land ownership disaggregated by sex is essential. Tracking progress on SDG Target 5.a—which focuses on equal ownership and control over land and other properties—can drive gender-responsive policies that foster equity and development. Indicator 5.a.1 measures progress by assessing a) the percentage of people with ownership or secure rights over agricultural land, by sex and b) the share of women among owners or rights-bearers of agricultural land, by tenure type. Achieving this target aligns with the broader objectives of the 2030 Agenda, contributing to economic efficiency, poverty reduction (Goal 1), food security (Goal 2), and equitable communities (Goals 3, 10, 11, and 16).

Since 2022, the Food and Agriculture Organization of the United Nations (FAO) and Deutsche Gesellschaft für Internationale Zusammenarbeit (GIZ) have worked together to provide technical support to Western Balkan countries in collecting the data necessary to measure SDG Indicator 5.a.1.

Through this partnership, support has been provided to the national statistical systems in the Western Balkans to develop the most appropriate data collection vehicle for SDG Indicator 5.a.1 following the internationally recommended methodology, and to formulate an action plan for regular data collection and reporting on SDG Indicator 5.a.1. FAO cooperated with GIZ under a regional partnership agreement to support Western Balkan countries in implementing SDG Indicator 5.a.1. In the frames of the partnership, FAO and GIZ collaborated both with the National Statistical Offices and Ministries of Agriculture in Albania, Bosnia and Herzegovina, Montenegro, Kosovo (S/RES/1244, 1999), North Macedonia and Serbia.

National Statistical Offices play a pivotal role in producing accurate and reliable data for SDG Indicator 5.a.1. To ensure precision, Statistical Offices use either household surveys or surveys of agricultural holdings to collect data. Ministries of Agriculture, as custodians of policies on agriculture and rural development, contribute by analyzing and managing agricultural registers and databases, highlighting the importance of closer cooperation between these institutions to bridge data gaps and improve statistical accuracy.


Key achievements from this partnership include:

Regional Roundtables. Stakeholders convened during events like the October 2023 roundtable at FAO Headquarters in Rome to review progress and align priorities for improving SDG Indicator 5.a.1 reporting. Representatives from Ministries of Agriculture and National Statistical Offices agreed on the priorities for advancing data collection and analysis.

Capacity Building. In 2024, targeted national capacity-building activities were conducted in Albania, Bosnia and Herzegovina, Kosovo (S/RES/1244, 1999), Montenegro, North Macedonia and Serbia. These efforts enhanced the understanding of SDG Indicator 5.a.1 methodologies and equipped national statistical systems with the skills to collect high-quality data.

Pilot Surveys. In September 2023, pilot surveys were launched in Albania, Bosnia and Herzegovina, Kosovo (S/RES/1244, 1999), North Macedonia and Serbia. In the frames of FAO/GIZ partnership, national gender statistics experts across the Western Balkans identified the most suitable survey methods for gathering the required data, ensuring alignment with internationally recommended methodologies.

As a result of the joint GIZ/FAO partnership, tailored methodologies and action plans have now been established to support data collection for SDG Indicator 5.a.1. The initiative facilitated enhanced cooperation between National Statistical Offices and Ministries of Agriculture, leading to improved data-sharing and analysis. By 2026, it is anticipated that Albania, Bosnia and Herzegovina, Kosovo (S/RES/1244, 1999), Montenegro, North Macedonia and Serbia will have completed the data collection process for SDG Indicator 5.a.1, marking a critical milestone in advancing gender equality in land ownership.



Empowering youth and advancing SDGs through Y-Peer in Bosnia and Herzegovina

UNFPA Bosnia and Herzegovina

Youth-led initiatives like Y-Peer empower young people, promote peace, and advance the SDGs in Bosnia and Herzegovina.



The Y-Peer network in Bosnia and Herzegovina serves as a powerful example of how youth-led initiatives can drive progress towards the 2030 Agenda for Sustainable Development, with a strong focus on advancing SDG 5 (Gender Equality), SDG 8 (Decent Work and Economic Growth), and SDG 17 (Partnerships for the Goals). Through interactive workshops, active community engagement and comprehensive education, Y-Peer empowers youth across 17 cities across the country, including Lukavac, Tuzla, Milići, Banja Luka, Bihać, Bijeljina, Bosanski Petrovac, Brčko, Cazin, Istočno Sarajevo, Kakanj, Mostar, Omarska, Prnjavor, Sarajevo, Teslić, and Živinice. These initiatives promote values of peace, non-violence and gender equality—key pillars for achieving sustainable development in the region. The diverse demographics and cultural richness of these cities make each engagement distinct, contributing meaningfully to a broader national dialogue on inclusivity and social cohesion.

Key challenges and responses

In post-conflict contexts like Bosnia and Herzegovina, youth continue to face deep-rooted divisions. Negative stereotypes, hate speech and gender inequality remain prevalent challenges. Y-Peer actively addresses these challenges by equipping youth with essential leadership, communication and conflict resolution skills, with the goal of building a more inclusive, cohesive and peaceful society. By emphasizing skills that transcend cultural and ethnic barriers, Y-Peer empowers young people to challenge stereotypes and foster mutual understanding across diverse communities.

Emin Fafulić (27) from Kakanj states: "This project allowed me to connect with young people from different backgrounds and collaborate on peacebuilding. It also gave me the opportunity to work with young Roma women in my community, fostering their inclusion and participation".

This initiative directly supports SDG 10 (Reduced Inequalities) by prioritizing the inclusion of marginalized groups, including the Roma population.

Concrete contributions to the SDGs

Y-Peer's approach not only strengthens youth capacities but also fosters a lasting impact within communities. By integrating Y-Peer methodologies into university curricula, such as those at the University of Bihać and the Faculty of Pedagogy in Banja Luka, the program advances SDG 4 (Quality Education) and ensures its long-term sustainability. The inclusion of socio-emotional learning and developmental psychology within these courses equips future educators with the tools needed to promote peace and equality.

Aleksandar-Rade Ćorović (30), a Y-Peer participant from Banja Luka, shares: "Through Y-Peer, I developed my ability to lead workshops and communicate effectively with youth. This experience boosted my confidence and prepared me to work in the NGO sector".

His story illustrates how Y-Peer contributes directly to SDG 8 (Decent Work and Economic Growth), as the skills he gained have translated into tangible professional opportunities and career growth.

Promoting gender equality and inclusion

Y-Peer places a strong focus on gender equality, ensuring that young women are not only active participants but also key leaders in the peacebuilding process. Neira Zulić (24) from Bihać shares:

"The project profoundly changed my perspective on societal issues and connected me with like-minded individuals. It also helped me refine my communication and mediation skills, essential for promoting peace".

This commitment directly supports SDG 5 by empowering young women to step into leadership roles and actively contribute to building a more inclusive society. Through the Y-Peer platform, these young women are provided with meaningful opportunities to challenge gender norms and advocate for equality at both personal and community levels.

Results and impact

Y-Peer has positively influenced youth in 18 cities across Bosnia and Herzegovina, including Sarajevo, Banja Luka and Mostar. Each city offers unique perspectives and challenges, showcasing the transformative power of diversity in building mutual understanding and social cohesion.

Through workshops, intercultural dialogues and community events, Y-Peer has played a crucial role in advancing peace and inclusion on a national level.

Y-Peer's success is deeply rooted in its multi-sectoral partnerships, which are central to achieving SDG 17 (Partnerships for the Goals). By collaborating with ministries, NGOs, media and IT companies, the initiative continues to broaden its reach and effectiveness, ensuring sustainable and far-reaching impact.

Regional and global relevance

With support from the UN Secretary-General's Peacebuilding Fund, Y-Peer in Bosnia and Herzegovina actively contributes to the regional initiative "Youth 4 Inclusion, Equality & Trust." This effort focuses on enhancing youth capacities to promote constructive narratives and inclusivity, effectively addressing regional challenges while contributing to broader global peacebuilding efforts.

Conclusion

Through youth-driven initiatives such as Y-Peer, Bosnia and Herzegovina is making significant progress toward achieving the SDGs by promoting peace, gender equality and economic opportunity. These efforts demonstrate how empowering youth serves as a catalyst for advancing the 2030 Agenda, resulting in tangible benefits for local communities and strengthening global partnerships.



Empowering survivors of gender-based violence in Georgia: a collaborative effort

UNFPA Georgia

UNFPA Georgia is forging partnerships, bringing together non-governmental and governmental actors, private companies and communities to prevent gender-based violence, empower survivors and build a future rooted in equality and respect.



Copyright: Dina Oganova/UNFPA Georgia

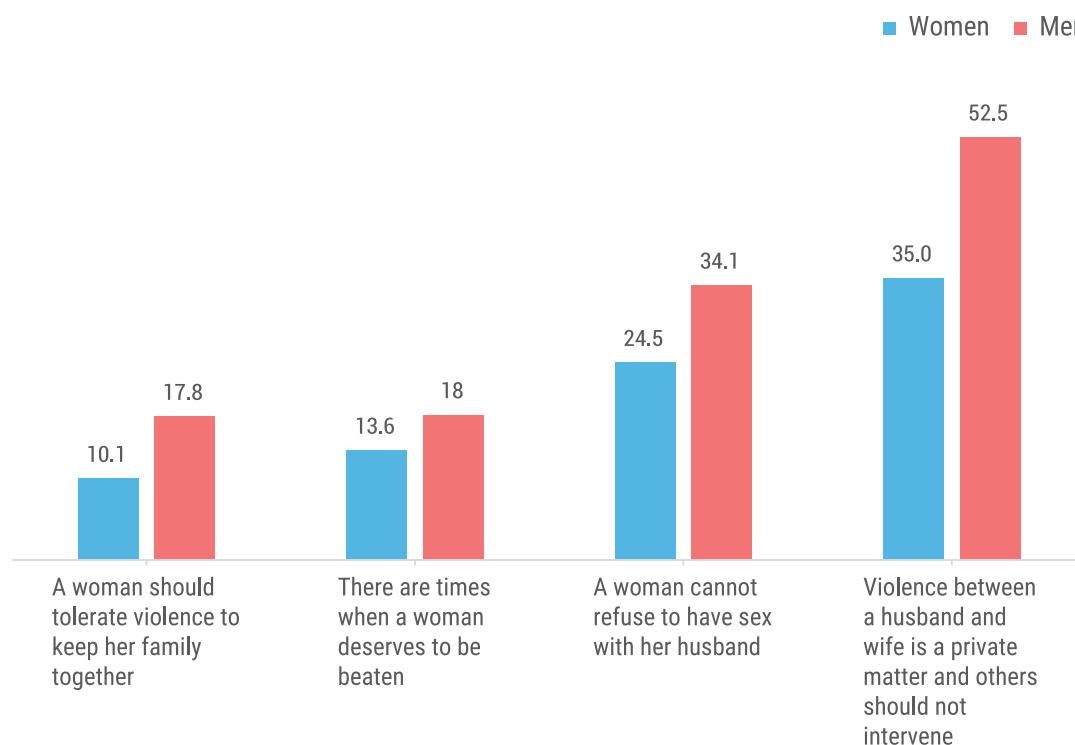
Every woman and girl has a fundamental human right to live in a safe environment and lead a dignified life, free from violence, coercion and any form of discrimination. In Georgia, gender-based violence (GBV) remains a pervasive issue, impacting thousands of women and girls each year, particularly in male-dominated rural communities where deeply rooted social norms and gender inequalities persist.

Effectively addressing this challenge requires coordinated, multi-faceted efforts involving government bodies, non-governmental organizations and the private sector. “Men, Women and

Gender Relations in Georgia: Public Perceptions and Attitudes” a research report by UNDP and UNFPA revealed a concerning high level of societal tolerance towards GBV in Georgia.

Figure 13

Percentage of respondents who agree or strongly agree with statements about violence



At the United Nations Population Fund (UNFPA) Georgia, the fight against gender-based violence and harmful practices is more than just a mission—it is a journey of change. Through powerful campaigns, tireless advocacy and transformative capacity-building initiatives, we strive to create a society where everyone can live free from violence. But we know that this fight cannot be won alone. True progress, the kind that lasts, only happens when voices unite. That is why we are forging partnerships, bringing together non-governmental and governmental actors, private companies and communities to empower survivors, prevent violence, and build a future rooted in equality and respect.

UNFPA Georgia actively contributes to the fight against GBV and other harmful practices through a range of initiatives, including campaigns, policy advocacy, collaborations with the private sector, educational programs, interactive performances, mobile applications and other innovative tools. These efforts aim to create an enabling environment for gender equality and empower survivors of GBV. Now more than ever, partnerships with the private sector are crucial to ensure long-term sustainability of campaigns and initiatives that support, uplift and empower women and girls who have experienced GBV. While these women have made significant strides in overcoming their trauma, they still require support and encouragement to continue their journey toward economic independence.

In this context, the tripartite cooperation between UNFPA, Avon Cosmetics and non-governmental organizations (NGOs), such as the Anti-Violence Network of Georgia (AVNG), has proven to be a pivotal collaboration, where each party leverages on comparative advantage to address gender-based violence and empower survivors. Launched in February 2023, this partnership combines

UNFPA's expertise in sexual and reproductive health, Avon's financial support and global platform, and the essential on-the-ground services provided by NGOs, including shelter, counselling and skills development. Together, these three parties are building a comprehensive and sustainable approach to support GBV survivors, equipping them with the necessary resources, care and opportunities to rebuild their lives and achieve financial independence. The funding of USD 18,000 which was mobilized from product sales have been fully allocated to support women survivors (and their children) residing in the Anti-Violence Network of Georgia shelter.

As part of a year-long partnership under the UN Joint Programme for Gender Equality, supported by the Government of Sweden, the AVNG provides a vital lifeline to GBV survivors by offering reproductive healthcare, gynaecological consultations, psychological support and art therapy sessions. Beyond this, the organization empowers women and girls in shelters by providing them with new skills that bring them closer to achieving financial self-sufficiency and rebuilding their lives.

Survivors of GBV often face significant barriers to accessing essential sexual and reproductive health (SRH) services, including a lack of resources and support networks. As a result, many choose to seek these services from non-governmental shelters due to their flexibility. With over 20 years of experience supporting hundreds of women and girls annually, AVNG has become a trusted pillar of hope. This partnership ensures that survivors can receive holistic and essential care, guided by the Leave No One Behind (LNOB) principle, which prioritizes reaching the most marginalized and ensuring that no survivor is left without the support they deserve.

Additionally, this partnership highlights the essential role the private sector plays in driving lasting change. Avon's support extends beyond financial contributions—the company has played a key role in raising awareness on gender-based violence and actively advocating for the rights of women and girls. Their involvement in the campaign demonstrates how businesses can go beyond providing financial services to become transforming agents of change, amplifying societal impacts.

This campaign serves as a powerful example of how collaboration between the public and private sectors can effectively address GBV. The partnership between UNFPA and Avon stands as a strong testament to the fact that sustained efforts, combined with innovative solutions, can pave the way for a safer, more equitable future for all women and girls, especially those in vulnerable situations. With Avon's ongoing support, the campaign is poised to achieve even greater results—offering hope, empowerment and a clear path forward for survivors of gender-based violence.



Building resilience through digital health – UNFPA's innovations in Georgia

UNFPA Georgia

Programme interventions of the United Nations Population Fund (UNFPA) in Georgia focus on enhancing policy frameworks and supporting health institutions to guarantee equitable access to high-quality comprehensive reproductive health services and to address unmet family planning needs.



Copyright: Dina Oganova/UNFPA

The United Nations Population Fund (UNFPA) is dedicated to ensuring a world where every pregnancy is wanted and every childbirth is safe. In Georgia, UNFPA actively advocates for and supports integrating maternal health services across full continuum of care through fostering strong, collaborative and sustainable partnerships within and beyond the health sector. UNFPA collaborates closely with the government, professional associations and academia to implement comprehensive measures that protect and uphold women's rights to accessible, high-quality healthcare and support services, including safe pregnancy and childbirth.

Strengthening evidence-based policy frameworks and institutional mechanisms to ensure the delivery of integrated sexual and reproductive health (SRH) services for women and youth remains

a key priority for UNFPA in Georgia. Programme interventions focus on enhancing policy frameworks and supporting health institutions to guarantee equitable access to high-quality, comprehensive reproductive health services, including maternal care and cervical cancer screening through innovative approaches. Additionally, these efforts address the unmet need for family planning via targeted advocacy and specialized technical support.

A recent publication “Exploring Obstetric Violence in Georgia” conducted with the support of UNFPA Georgia, reveals that women often choose a health facility or maternity hospital based on factors such as proximity, socio-economic status, and the availability of a “safe” environment. This preference also translates to the increasing trend of women seeking care in the capital and other large cities.

In Georgia, there has been significant growth in telemedicine which facilitates consistent delivery of quality healthcare services. This trend is supported by doubling of the number of households with internet access in recent years to an impressive 89 per cent in 2023. The increased connectivity, combined with growing demand for quality healthcare services, creates an enabling environment where digital health solutions can thrive.

To ensure that all women and girls can access a wide range of healthcare services regardless of their place of residence, strong collaboration between UN agencies and state institutions remains essential. In this context, telemedicine emerges as a powerful digital tool.

The project, “Minimizing the impact of the COVID-19 outbreak in Georgia through telemedicine and digital health solutions,” is an example of a successful cooperation between UNFPA, other UN agencies (WHO, UNFPA, UNICEF and UNOPS), the Ministry of Health (MoH) of Georgia, and the European Union. This initiative leverages modern digital communication technologies to deliver quality medical services in a manner that is both time-efficient and cost-effective for patients.

The project aims to reduce maternal mortality, preventable newborn deaths, and premature mortality caused by non-communicable diseases. It also seeks to ensure universal access to sexual and reproductive healthcare services through a combination of policy level interventions and adoption of innovative technologies.

Cervical cancer remains the second most common cause of cancer-related deaths among women in Eastern Europe and Central Asia. To improve early cancer detection in Georgia and lower mortality rates, UNFPA Georgia has been working to make screening programs more accessible, particularly for women living in rural and hard-to-reach areas, by leveraging on telemedicine.

One of the key achievements of the project is the establishment of an electronic queue management solution for cervical cancer screening. This system aims to effectively reach the target group and encourage timely participation in screening programs, ensuring early disease detection and prompt access to appropriate interventions.

Thanks to the electronic queue management solution, women from various regions across Georgia can now register for screenings for cervical, breast and thyroid cancer at a time and location that suits them best, with support from their family doctors.

In the project, national clinical protocols for telemedicine along the continuum of maternal care, as well as the safe abortion protocol, have been updated in alignment with the international standards. Additionally, the Ministry of Health has revised the state antenatal care (ANC) program to incorporate these protocols, introducing a “payment parity” to ensure that the state program reimburses two online ANC visits at the same rate as in-person consultations.

Based on the updated protocols, an online training module at Tbilisi State Medical University (TSMU) on the remote delivery of ANC services has been revised and integrated into the

Continuous Medical Education system. To date, 122 obstetricians and gynaecologists have completed these updated courses.

The core aim of the telemedicine initiative is to simplify access to healthcare services and ensure equitable availability for everyone, regardless of their place of residence. This objective is supported by the establishment of the online “Experts’ Hub”—a platform designed to enable rural and district antenatal care providers to consult acknowledged subject-matter experts for a second qualified opinion. Additionally, alternative online 5th and 7th antenatal care visits²⁶ have been introduced, specifically targeting women in remote areas. The pilot phase for these initiatives began in December 2024.

Moreover, an e-application is set to be developed to address unmet reproductive health needs, with a particular focus on family planning services, including access to contraception. This initiative will be especially beneficial for women living in remote areas.

As Georgian obstetric-gynaecologist Maka Chikovani explains, “it is mutually convenient for both patients and doctors to have the opportunity to discuss health-related issues online. This approach saves time and money, reduces travel-related challenges, and ensures the delivery of quality and timely services—ultimately leaving no one behind.”

²⁶ A total of 8 antenatal visits are available free of charge for women in Georgia. The state budget fully covers these 8 visits. Through the pilot initiative, women can choose to receive 2 out of 8 visits online and doctors can receive the same remuneration as for the physical meetings. The 5th and 7th visits were selected as most appropriate for telemedicine by the experts due to the specific types of tests performed during these sessions which are also possible through online consultations.



Mainstreaming gender for inclusive trade

UNECE Economic Cooperation and Trade

Standards to ensure that products and services are fit for purpose regardless of sex and gender



Standards shape the products that surround us and facilitate global trade. However, it is also important to ensure that all human beings are adequately represented both in the processes of developing standards and in the outcomes they produce. There is often a misconception that technical standards are gender-neutral, however, standards often serve as “invisible infrastructure,” silently influencing every aspect of our lives through the products, processes and services we use daily. When standards fail to be gender-responsive, their impact can be both widespread and overlooked. Gender-responsive standards consider both sex—the biological characteristics of individuals—and gender, which refers to the social and cultural expectations assigned to both women and men.

Some products, when not developed with a fit-for-purpose gender lens, have adversely affected women due to biases in design, testing and implementation. Some notable examples include personal protective equipment, clothing for professional and recreational use, passive restraint systems in vehicles, construction equipment, and pharmaceuticals.

Gender bias is not limited to physical products—it also extends into highly technical fields such as Artificial Intelligence (AI), especially in that these systems rely on data inputs and training algorithms. Therefore, if the input datasets are built on historical or societal biases, the AI is likely to further reinforce traditional gendered stereotypes.

Technologies that appear neutral or universally beneficial at first glance can have unintended gendered consequences when misused or applied without gender lens. Geo-localization technologies are widely used in cell phone applications to enhance user experience. However, this technology can also be hacked or exploited, allowing individuals to be tracked without consent. This clear misuse poses significant cyber-stalking risks, which disproportionately affects women. While the technology itself seems neutral or even beneficial, its potential for misuse creates unequal safety risks across genders.

Another example surfaced during the COVID 19 pandemic which led to widespread adoption of personal protective equipment, such as masks and clothing, to reduce viral transmission. While the primary goal of these stands was health and safety, early designs of these products were developed to fit Caucasian male aged 25-30. This oversight had critical implications for women, who are over-represented in the health care system and had reduced protection from the equipment due to poor fit and design. Recognizing this issue, technical committees revised the standards, incorporating gender-specific anthropometric data to ensure that masks fit and protect all users effectively. This adjustment not only addressed an oversight but also enhanced overall health safety outcomes.

An example from an everyday include household products which often contain chemicals tested on male biological standards, despite women being more likely to handle these products in their day-to-day. Standards governing these products aim to ensure safety and prevent adverse health effects, giving consumers confidence in their use. However, when gender-specific biological differences are not considered during testing and standardization, the intended safety outcomes inevitably fall short. Incorporating women's biological specificities into safety assessments not only enhances product safety, but also ensures that standards deliver their intended outcomes equitably across genders.

Given the obvious importance and need to address this issue, in 2016, the UNECE Working Party on Regulatory Cooperation and Standardization Policies (WP.6) initiated efforts to promote gender-responsive standards. This work resulted in the UNECE Recommendation U which outlines key activities to ensure that standards are developed through inclusive gender lens. This is accompanied by a Declaration, an actionable commitment for standards development organizations (SDO) to embed gender consideration into their operational processes. As of December 2024, 86 organizations have signed this declaration, demonstrating their commitment to advancing gender equality in standardization.

The International Organization for Standards (ISO) and the International Electro-technical Commission (IEC), two of the world's largest SDOs were early adopters of WP.6 Recommendation U and signatories to the declaration. These organizations have implemented gender action plans that include mandatory gender-sensitization training and gender impact assessments for every new or revised standard to ensure that they do not inadvertently reinforce gender biases or create unequal outcomes.

In 2022, the WP.6 established a Team of Specialists on Gender-Responsive Standards (GRS). This team serves as a platform to exchange experiences and develop guidance on implementing effective gender action plans across standard development processes. The UNECE secretariat is now advancing this initiative through an extra-budgetary project funded by the German Physikalisch Technische Bundesanstalt. This two-year capacity building project will focus on mainstreaming gender considerations across the entire quality infrastructure, including market

surveillance, conformity assessment, accreditation, metrology, technical regulations and standardization. The project will be implemented in Albania, Benin and Georgia, in close collaboration with the national agencies and international organizations, to ensure that gender considerations become an integral part of quality infrastructure system in these countries.

UNECE has developed comprehensive resources to support gender integration in standards and related processes including:


- Recommendation U on Gender-Responsive Standards (available also in French and Russian)
- Declaration on Gender-Responsive Standards and Standards Development and signatory database
- Guidelines on Developing Gender-Responsive Standards (available also in French, Russian, Spanish and Chinese)
- Why Gender-Responsive Standard Are Better for Everyone (available also in Russian and soon in French)
- Guide for standards-related gender action plans
- Multilingual Glossary of Terms Related to Gender and Trade (multilingual in English, French, Russian and Spanish)



Partnering to facilitate the financing of the SDGs: a multi-year pragmatic approach

UNECE Sustainable Energy

To accelerate the achievement of the SDGs, facilitating the engagement of private capital is crucial.



All recent reviews of progress toward SDGs in the UNECE region show that we are not where we need to be to meet the Paris Agreement by 2030. One of the main obstacles remains the lack of sustainable financing, both in terms of the overall capital flows and access to financing under competitive conditions. Only a small fraction of the investments needed for energy transition (SDG 7) and promotion of decent work and economic growth (SDG 8) have been directed toward the region's 17 Programme Countries. The main reasons for this shortfall include:

- A lack of alignment and mutual understanding between project sponsors and investors.
- A perceived high risk of operating in these countries due to political, economic, or commercial reasons.
- The complexity of structuring suitable financing solutions in fragmented markets, often characterized by smaller-scale projects.

To address these challenges, UNECE partnered with the United Nations High-Level Climate Champions (Climate Champions) and launched several initiatives over the past three years. The

goal was to create a platform for project sponsors and financiers to connect, exchange information, and collaborate on financial solutions for tangible investment projects.

The process began with comprehensive desk research and analysis of key projects in the region, alongside developing a global database of financiers and investors interested in transition sectors. This developed into building a pipeline of projects at various stages of development, each requiring tailored financial solutions—including seed funding, equity capital, loans and insurance products. In collaboration with the Climate Champions, UNECE also strengthened partnerships with major international financial institutions, including with the World Bank, the European Investment Bank, and the European Bank for Reconstruction and Development. Partnerships with regional financial institutions, including with the Asian Development Bank and the Eurasian Development Bank, also strengthened to further advance these objectives.

In 2024, UNECE launched a public call for projects in the 17 Programme Countries, leveraging on diverse communication channels to spark interest across sectors including water treatment, renewable energy, e-mobility, sustainable technology manufacturing and more. This generated substantial interest and resulted in 245 climate projects being identified, filtered and categorized. Each project was assessed based on its unique business model, financial performance, sector relevance, thematic focus, and anticipated climate and SDG impacts. From this pool, three standout projects were selected and presented at the Regional Sustainable Finance Forum, held on October 8th as part of the Hamburg Sustainability Conference. This event brought together over 100 participants, including international policymakers, corporations, and financial institutions including multilateral development banks, development financial institutions, investors and commercial banks.

The three selected projects from the UNECE region have already secured partial funding and are seeking an additional \$2.6 billion USD to reach completion. The projects are:

- Inobat – Project Lion Battery Factory;
- Ni-CAT- Novel Cathode Active Materials;
- TGS – a 50MW Solar Power Plant.

Project teasers, detailing SDG contributions and climate impacts, are publicly available for stakeholders and potential investors²⁷.

The projects and their sponsors also underwent training on the UNECE Public-Private Partnerships and Infrastructure Evaluation and Rating System (PIERS) which supports comprehensive assessment of projects' impact on achieving the SDGs.

Subsequently, the projects and their sponsors were prominently showcased at COP29 in Baku during events with financiers and policymakers. For project sponsors, COP29 offered international visibility, fostering valuable connections and alignment with the global climate agenda. Public communication efforts targeted financiers, parties to the Paris Agreement, and broader stakeholders, and included the “Top of the COP” which had garnered over 13,000 views during COP29.²⁸

The significance of this Regional Climate Finance Forum was further underscored in the Yearbook of Global Climate Action 2024,²⁹ a document presented by non-state actors to the parties of the Paris Agreement at COP29. Reflecting its critical value, the initiative has received formal

²⁷ [2024 Climate Project Teasers: Regional Platforms for Climate Projects](#)

²⁸ [High-Level Climate Champions](#)

²⁹ [Yearbook of Global Climate Action 2024](#)

endorsements from the COP27, COP28 and COP29 Presidencies and was presented to parties involved in the UNFCCC's Mitigation Work Programme.

Over the years, UNECE and the Climate Champions have analyzed over 400 project proposals and supported more than 40 projects with a combined value of approximately 15 billion USD. To date, around 19 projects have successfully reached full or partial financial closing, amounting to nearly 1.9 billion USD.

The collaboration between UNECE and Climate Champions underscores the vital importance of multi-stakeholder cooperation where each actor contributes unique strengths and expertise. This partnership also highlights the effectiveness of a bottom-up approach, focusing on concrete, real-world examples to drive meaningful progress.

As we move forward, UNECE remains hopeful that the financing gap will steadily narrow, enabling us to accelerate the transition toward a sustainable and resilient future in the coming years.



Reversing direction in the used clothing crisis: global, European and Chilean perspectives

UNECE Economic Cooperation and Trade

Turning the risk of global used clothing trade into opportunities



The rise of fast fashion led to a sevenfold increase in the global used clothing trade in the last four decades. Globally, more than 80 per cent of clothing (and 62 per cent in the EU) ends up as waste, destined for landfills or incineration. This is not only extremely wasteful, but also poses severe environmental and health hazards. A joint report by UNECE and ECLAC provides a detailed analysis of the second-hand clothing trade between Europe and Chile and shares policy recommendations.

According to UN Comtrade data, the top exporters of discarded clothes in 2021 were European Union (30%), China (16%), and the United States (15%) whereas the top importing regions were Asia (28%, predominantly Pakistan), Africa (19%, notably Ghana and Kenya), and Latin America (16%, mainly Chile and Guatemala).

The rise of low-cost synthetic fibres and trade liberalization accelerated offshoring of clothing manufacturing to low-wage labour markets. These trends led to mass production of inexpensive garments, mainly made from blended fibres which are difficult to separate and recycle. Consequently, reuse and recycling remain scarce, particularly in developed countries.

“When did we normalize throwing clothes away?” questions Lily Cole, Climate Activist and Advisor to UNECE. “As the world, mostly the Global North, has produced and consumed fashion at an

unrelenting rate, a handful of countries, mainly in the Global South, have become cemeteries for the world's unloved clothes."

Europe: sorting and recycling capacities lag behind

In Europe, only 15-20 per cent of disposed textiles are collected and of what is collected, about half are downcycled. Only one per cent of collected textile is recycled into high value outputs, such as new clothing. Out of the 55 per cent of collected clothes classified as reusable, only 5 per cent hold value in the EU second-hand markets, whereas 50 per cent derive value in export markets.

Over the past two decades, used clothes exports tripled in the EU, rising from 550,000 to 1.7 million tons annually. Today, Europe (including the United Kingdom) accounts for over one third of global used clothing exports, a share likely to increase as textile collection rates are expected to rise.

While the circular approach in clothing remains in its early stages, key policy initiatives have been introduced, including the 2020 adoption of the EU Circular Economy Action Plan (CEAP), the 2022 EU Strategy for Sustainable and Circular Textiles, and the 2023 implementation of the EU Ecodesign for Sustainable Products Regulation. However, these policies are yet to deliver the large-scale upstream solutions capable of tackling the systemic challenges of textile waste.

"The global used clothing market and its negative impacts are constantly growing. The textile industry must adopt more sustainable practices and foster traceability, circularity and sustainability. UN/CEFACT policy recommendations and standards will support this transition," stressed UNECE Executive Secretary Tatiana Molcean.

Mountains of used clothes visible from the moon in Chile

In Latin America, many countries have introduced import bans on second-hand clothing to protect industries and environment from large-scale textile dumping.

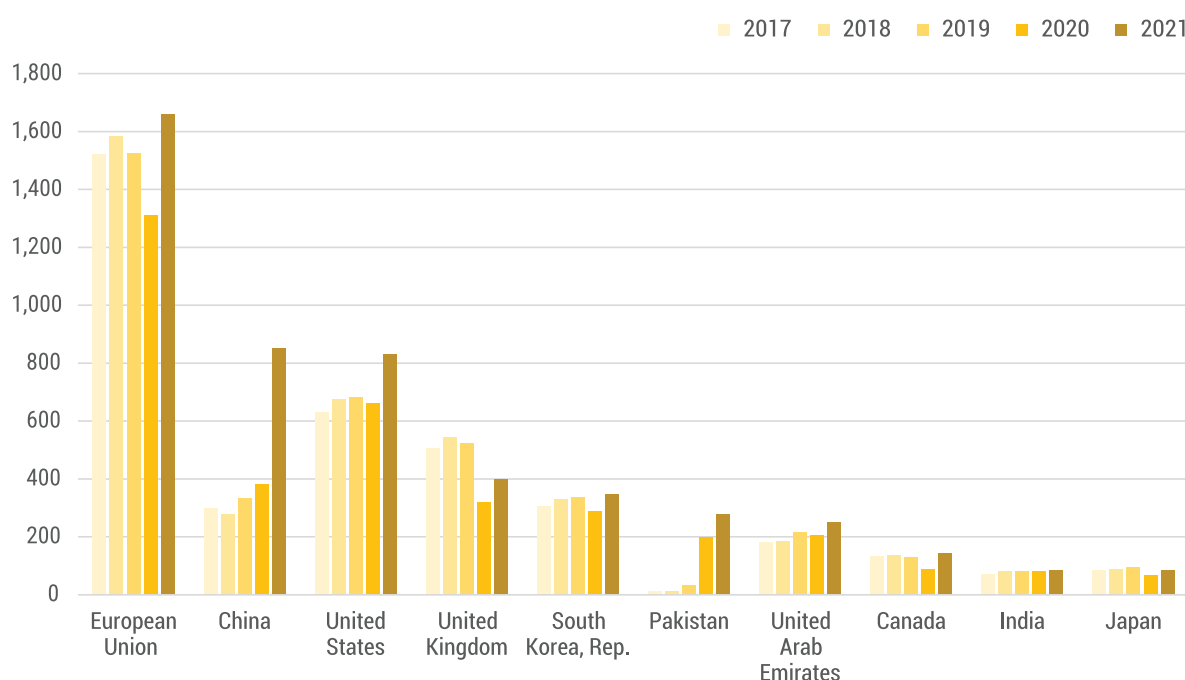
In contrast, Chile applies no tariffs nor quantity restrictions and only require used clothing import to undergo fumigation. As a result, Chile has become the world's top 10 and the leading importer of used textiles in Latin America, receiving 126,000 tons of textiles in 2021. Forty per cent of these imports arrive via the port of Iquique, where clothes are manually sorted—mainly by women—into different quality categories.

The environmental and social impact of this practice has been severe, especially given that 75 per cent of all imported used clothes are deemed non-reusable. An estimated 30,000 tons of textile waste now covers 30 hectares of the Atacama Desert, causing severe pollution and posing health risks to nearby communities. At the same time, the trade provides employment and generates formal and informal income for national and migrant workers across Chile, especially in established stores and open-air markets.

"To address the environmental and social issues of used textile trade, the EU and Chile must work together on creating robust regulatory frameworks. Innovative approaches could be explored to regulate and reduce negative impacts by setting global standards for the trade, focusing on sustainability and social responsibility," highlights UNECLAC Executive Secretary, Mr. José Manuel Salazar-Xirinachs.

The joint UNECE/UNECLAC report outlines a series of targeted recommendations to address the environmental, social and economic challenges posed by the global second-hand clothing trade.

Figure 14
Exports of used clothing in selected countries and regions, 2001–2021, in million tons



Recommendations to exporting countries

1. Embed circular economy principles in design. Set mandatory targets for fibre composition to improve quality, durability, repairability and recyclability.
2. Implement an Extended Producer Responsibility system by holding producers accountable for the product lifecycle impact, including the end-of-life management.
3. Invest in sorting and recycling products through financial incentives.
4. Adopt digital product passports to ensure traceability and accountability.
5. Promote consumer awareness through education campaigns on sustainable choices and responsible disposal practices.

Recommendations to importing countries – the example of Chile

1. Enhance customs procedures and digital traceability by improving customs and administrative measures at the port and by using the UN/CEFACT traceability standard to ensure digital traceability.
2. Adopt a Circular Economy Strategy for Textiles.
3. Foster public-private alliances for recycling projects through tax incentives and funds to support entrepreneurship, innovation and job creation for vulnerable groups, particularly in the Tarapacá region.
4. Strengthen the legal framework for waste management
5. Implement a Regional Solid Waste Control Plan by increasing inspections of landfills, clean points, and dumpsites to increase enforcement capacity of regional health authorities.
6. Accelerate the adoption of the Chilean draft law on environmental quality of soils.

The report also recommends modifying international trade agreements to better address sustainability challenges. For example, the 2023 Interim Trade Agreement between the EU and Chile, which includes a dedicated chapter on Trade and Sustainable Development, serves as a strong foundation for enhanced bilateral cooperation. The report suggests using this agreement as a template for future bilateral trade agreements between the EU and other partner countries.³⁰

³⁰ UNECE, ECLAC (2024). [Reversing direction in the used clothing crisis: Global, European and Chilean perspectives](#). United Nations.



Building partnerships for National Evaluation Capacity Development to achieve better results for children in Europe and Central Asia

UNICEF

Partnering for better results for children.



Over the past two years, UNICEF has intensified its initiatives to enhance national evaluation capacities among government officials and thought leaders, aiming to bolster evidence-based policymaking for children. Guided by the updated UNICEF Evaluation Policy³¹ and aligned with the principle of "Leaving no one behind," UNICEF views building national evaluation capacity as vital to advancing the Sustainable Development Goals (SDGs), particularly in relation to child rights and equitable progress.

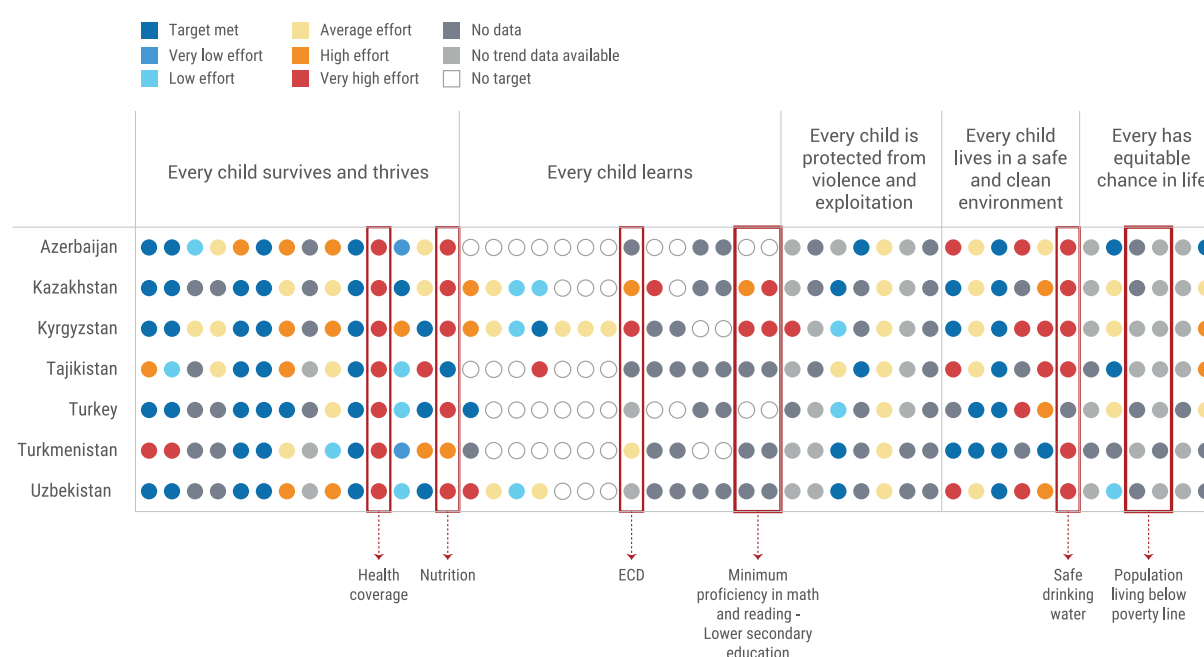
In April 2023, the UN General Assembly underscored this need by passing a resolution to strengthen the Voluntary National Reviews through country-led evaluations, affirming the importance of credible, locally sourced evidence for advancing the SDGs. Through its National Evaluation Capacity Development (NECD) approach, UNICEF equips governments with critical skills and practical tools to gather high-quality, disaggregated data for monitoring child-related SDG

³¹ Revised evaluation policy of UNICEF. [E/ICEF/2023/27](#)

progress. Identifying the most effective strategies to accelerate this progress remains a challenge in the years ahead.³²

One UNICEF's flagship initiative supporting NECD is the Executive Course for Evaluation Leaders (ExCEL), launched in 2022 in partnership with the Lee Kuan Yew School of Public Policy at the National University of Singapore. ExCEL targets senior government officials aiming to foster a culture of evaluation and evidence-based decision-making within national systems. During 2022-2023 UNICEF's Europe and Central Asia Regional Office (ECARO) facilitated the participation of 15 countries from the Europe and Central Asia region in ExCEL, involving representatives from various government levels, ministries and academic institutions. The course equips participants with skills and expertise to lead and manage robust evaluations while promoting an evidence-driven organizational culture.

Figure 15
Expected effort to hit relevant SDG targets



Source: UNICEF

In addition to ExCEL, the Intermediate Moderated Programme for Evaluation Systems' Strengthening (IMPrESS), a six-week online training, focuses on building capacity among those responsible for commissioning, conducting and utilizing evaluation results for development. This training is currently being implemented across the region.

ECARO conducted a study to document existing evaluation practices of countries in Central Asia, which is used as a baseline to build national evaluation capacity development efforts in the region.

Despite the enthusiasm generated by ExCEL and IMPrESS, scaling up these efforts faces challenges, particularly in securing sustainable funding. While political commitment is strong, there is a lack of an established legal framework and a deeply ingrained culture of evaluation in the region. As a result, many government participants struggle to mobilize the resources needed to operationalize evaluations and leverage findings for policy decisions. To address these challenges, UNICEF and its partners are advocating for seed funding to establish proof-of-concept

³² Strengthening Voluntary National Reviews Through Country-led Evaluation. [A/RES/77/283](#)

initiatives that showcase the social benefits and return on investment from creating dedicated evaluation units within government structures.

The case of Turkmenistan

Turkmenistan is a country rich in hydrocarbon resources, which it leverages to support national socio-economic development, including advancing the rights of children, who constitute a third of the country's population.³³ Following the recommendations of the Committee on the Rights of the Child,³⁴ Turkmenistan adopted its first National Action Plan on children's rights covering the period from 2018 to 2022.



At ExCEL training, Turkmenistan was represented by the Strategic Planning Department of the Ministry of Finance and Economy (a focal point for SDG monitoring) and the Institute of State, Law and Democracy (secretariat of the Inter-ministerial Commission on Monitoring of Human Rights). Although Turkmenistan lacks a formal definition of evaluation and related regulations, the ExCEL training proved highly valuable.

The second National Action Plan on realization of children's rights 2023-2028 was developed based on the evaluation of the first Plan.³⁵ This process, which was country-led and youth-facilitated, was commissioned with UNICEF support. The findings underscored the plan's contribution to advancing SDGs and served as a critical input for the development of the second Voluntary Review Report.³⁶

³³ [UNICEF Country Programme Document for Turkmenistan 2021-2025](#)

³⁴ Committee on the Rights of the Child (2015). [Concluding observations on the combined second to fourth periodic reports of Turkmenistan](#).

³⁵ [Evaluation of the National Plan of Action for Realization of Children's rights in Turkmenistan for 2018-2022 and UNICEF's contributions to its design, implementation and monitoring 2022](#).

³⁶ Ibid

As a result, evaluation capacity building was incorporated into the second National Action Plan on children's rights (2023–2028) as one of its primary activities. In this context, the SDG monitoring focal point played a pivotal role by integrating the development of a regulatory framework for strategic planning and evaluations into the Joint UN-Government Action Plan on SDG financing.

Twin-track approach to National Evaluation Capacity Development: institutional and technical

At the institutional level, the focus is on:

- Formulating and implementing national evaluation policies and strategies to embed sustainable evaluation capacities within government systems.
- Providing training and capacity-building programs for government officials, evaluators and relevant stakeholders, fostering a culture of evaluation.
- Facilitating South-South cooperation and knowledge exchange to enable countries share best practices and strengthen cross-border collaboration.

At the technical level, the priorities for the early stages of national evaluation capacity development include:

- Providing tools and methodologies that prioritize children's needs, especially those from marginalized or hard-to-reach communities, ensuring these are central to national policy decision-making.
- Supporting the creation and strengthening of legislation and regulations related to strategic planning and evaluation processes.
- Conducting joint evaluations of policies by leveraging existing government data systems to enhance evidence-based decision-making.

As this is an enormous task, UNICEF seeks support from partners to invest in human capital, particularly in health, education, early childhood development, social protection and social policy systems for children.

Partnerships are pivotal to the success of evaluations conducted by ECARO, offering diverse benefits that promote evaluation to advance children's well-being. Here is how these partnerships contribute.

Capacity-Building: By partnering with local institutions and organizations, UNICEF promotes rigorous evaluation methodologies and strengthens local capacities. This ensures that evaluation findings are relevant and effectively inform policies and practices that benefit children across the region³⁷.

Knowledge Exchange: Partnerships facilitate sharing best practices and lessons learned across diverse contexts. This exchange is vital for adapting evaluation strategies to address local needs and challenges.

Strategic Alignment: Partnerships help align UNICEF's evaluation efforts with broader global and regional development goals, such as the SDGs.³⁸

Enhanced Impact: Working with various stakeholders—including governments, NGOs and academic institutions—enables UNICEF to leverage additional resources, expertise and networks. This collective approach enhances the scope, depth and actionability of evaluations.³⁹

³⁷ [Evaluation in UNICEF ECARO | UNICEF Europe and Central Asia](#)

³⁸ [UNICEF Europe and Central Asia Regional Office Annual Report 2023 | UNICEF](#)

³⁹ [RAM3 End-Year Summary Extended Narrative](#)

Policy Influence: Evaluations supported by strong partnerships can drive more effective advocacy for children's rights and needs. By presenting credible, evidence-based findings, UNICEF can influence policy decisions at both national and regional levels.

In summary, partnerships are integral to UNICEF ECARO's evaluation strategy, amplifying its ability to generate meaningful insights and drive positive change for children across the region.



New resources to provide statistics for SDGs and reflect on lessons learned

UNECE Statistics

Progress made in statistics for SDGs and looking beyond 2030 in supporting global agenda for sustainable development.



The year 2024 has marked significant progress in the field of statistics for SDGs. At the global level, the Inter-agency and Expert Group on SDG Indicators (IAEG-SDGs) conducted the final comprehensive review of the SDG Indicator framework before 2030. The proposal of the IAEG-SDGs⁴⁰ to bring the total number of indicators from 231 to 234 will be presented for discussion at the UN Statistical Commission in March 2025.

At UNECE, the Steering Group on Statistics for SDGs (SG on SDGs) has concentrated efforts on three major areas: national availability of SDG indicators, compiling resources provided by countries and international organizations to support the production of statistics for SDGs, and drawing lessons learned from almost a decade of experience in implementing and monitoring SDG indicators.

⁴⁰ [Report of the Inter-Agency and Expert Group on Sustainable Development Goal Indicators](#) (E/CN.3/2025/6).

Indicator availability remains a significant challenge in the follow-up and evaluation of the 2030 Agenda for Sustainable Development. While much of the discussion on data availability focuses on what is available in global SDG database—such as on UNECE database⁴¹ – it is equally crucial to examine what data is available within countries.

Statistics serve not only as a means of tracking progress toward the SDG targets, but also as a foundation for evidence-based policymaking. It is vital to recognize that SDG indicators represent statistics not just on SDGs, but also for SDGs. As the SDGs are implemented nationally, national SDG data becomes cornerstone of how official statistics contribute to the success of the 2030 agenda. Understanding the scope of data availability at the national level is essential—it directly impacts how well-equipped national policymakers are to implement the SDGs and drive sustainable development.

Importantly, what is available nationally and what appears in global SDG databases can often differ significantly. Assessing national SDG data availability is far from straightforward, due to the need to balance international comparability and relevance on the national level, as well as the role of international organizations as producers of official statistics. To address these complexities, the SG on SDGs has published a *Guidance on Assessing and Conceptualizing SDG Indicator Availability*.⁴² This document outlines key concepts relevant to this process and offers practical advice on how to evaluate national indicator availability effectively.

In addition, the SG on SDGs introduced a self-assessment tool for SDG indicator availability.⁴³ This versatile tool accommodates both basic and highly in-depth availability assessments, making it a valuable resource for NSOs. Its full potential can be realized when it is used as a project management tool, enabling NSOs to coordinate the national production of SDG statistics across diverse public sector bodies and engage with custodian agencies. By integrating the self-assessment tool into project management, NSOs can transform what would otherwise be a daunting task—conducting detailed national indicator availability assessments—into a streamlined by-product of their coordination efforts. This innovation simplifies a complex undertaking, helping countries better align their national data with the 2030 Agenda for Sustainable Development.

2024 also marked a complete revision of the UNECE Knowledge Hub on SDGs.⁴⁴ In addition to a visual overhaul, the Knowledge Hub now features 47 new or updated case studies⁴⁵ for the *UNECE Road Map on Statistics for SDGs*⁴⁶ (the 2022 flagship publication by the SG on SDGs), expanded resources on the national implementation⁴⁷ of key road map recommendations (including links to national SDG data platforms and national SDG indicator sets), a collection of guidelines and tools⁴⁸ produced by UNECE and our partners, and summaries of the meetings of the Task Team on Communication of the SG on SDGs (the Communication Fortnights⁴⁹), which became a community of practice on SDG communication with members from the UNECE region and beyond.

After nearly a decade of supporting countries in producing SDG indicators, the SG on SDGs has embarked on a comprehensive reflection, drawing insights from challenges and successes encountered so far.

⁴¹ [UNECE Dashboard for SDGs](#).

⁴² UNECE (2024). [Guidance on assessing and conceptualizing SDG indicator availability. Addendum to the road map on statistics for sustainable development goals – second edition](#). Geneva: United Nations.

⁴³ [2024 Self-Assessment Tool for SDG Indicator Availability; Revision 1](#)

⁴⁴ [Knowledge Hub on SDGs](#).

⁴⁵ [Statistics for SDGs – Country Resources](#)

⁴⁶ [Road Map on Statistics for Sustainable Development Goals – Second Edition](#)

⁴⁷ [Progress in implementing Road Map recommendations](#)

⁴⁸ [Statistics for SDGs – Guidelines and Tools](#)

⁴⁹ [Statistics for SDGs – Communication](#)

Key milestones in the reflection process include:

- Forty-one UNECE countries contributed valuable feedback through a questionnaire, sharing challenges and lessons learned.
- Discussions were held at the 2024 UNECE Workshop on Statistics for SDGs⁵⁰ and the 8th UNECE Expert Meeting on Statistics for SDGs.⁵¹
- These efforts culminated in an in-depth review paper “Halfway to 2030 – Lessons learned from providing Statistics for SDGs”⁵² prepared by a Task Team led by Statistics Poland.

As we approach 2030, discussions on a potential post-2030 policy agenda are underway. However, one thing is clear: we must ensure the continuity of robust statistical frameworks to track progress and drive meaningful action beyond 2030. While these discussions will be shaped at the global level, the SG on SDGs and the Conference of European Statisticians are committed in advocating for:

- A continued strong mandate for NSOs to maintain their pivotal role in data production
- The development of measurable policy targets to guide future progress
- Early identification of potential data sources
- The importance of leveraging and formalizing relationships with thematic indicator frameworks and other important sets of indicators, including those that go beyond GDP.
- A clear understanding of the relationship between statistics and other elements of the follow-up and review process, such as the Voluntary National Reviews of a possible post 2030 policy agenda.

As we navigate the next decade, it will be crucial to ensure that our statistical systems remain robust, adaptable and capable of supporting future global agendas.

⁵⁰ 8th Expert Meeting on Statistics for Sustainable Development Goals & 2024 Workshop on Statistics for SDGs

⁵¹ Ibid.

⁵² https://unece.org/sites/default/files/2025-02/02%20SDG%20Review_0.pdf

Technical notes on the progress assessment

Data

The progress assessment is based on the Global indicator framework for the Sustainable Development Goals⁵³. The data were downloaded from [the United Nations Global SDG Indicators Database](#) on 20 December 2024. For some indicators, the report relies on [the UNECE Statistical Database](#). This is the case where the UNECE Database, through its existing data collection, has a more comprehensive coverage of countries or data on more recent years for UNECE countries, or where the UNECE Database provides more precise or consistent measurements for the UNECE region. This concerns indicators 3.6.1 on road traffic deaths and 9.1.2 on passenger and freight volumes. Indicator 3.7.1 on family planning is sourced from the United Nations Population Division, indicator 8.1.1 on annual growth rate of the gross domestic product per capita from the World Bank, and indicator 8.5.1, unemployment rate, from the International Labour Organization.

Assessment measure

The assessment uses the Anticipated Progress Index, a method developed by the United Nations Economic and Social Commission for Asia and the Pacific (UNESCAP)⁵⁴ and applied by all five United Nations regional commissions.

The Anticipated Progress Index measures whether a target will be achieved by 2030 based on the rate of change observed between 2000 and 2024. Recent data are given more weight than earlier data in estimating anticipated indicator values for 2030. For targets that will not be achieved, the index reports the anticipated gap between the target value and the projected value for 2030 relative to the progress required between 2015 and 2030.

Estimation and aggregation

The anticipated values for 2030 are estimated using the available data between 2000 and 2024. The time-weighted linear regression used for the estimation gives more importance to more recent data. The assessment uses all available indicators where at least two data points are available for at least 15 UNECE countries and for which it is possible to set a target value (see [Target values](#)). In total, the assessment uses 171 indicators across 125 targets and all 17 goals (see [Indicators used in the assessment](#)). For 67 indicators, insufficient country data are available to

⁵³ United Nations (2017). [Global indicator framework for the Sustainable Development Goals and targets of the 2030 Agenda for Sustainable Development](#). 6 July 2017. A/RES/71/313 and refinements E/CN.3/2018/2 (Annex II), E/CN.3/2019/2 (Annex II), and E/CN.3/2020/2.

⁵⁴ United Nations Economic and Social Commission for Asia and the Pacific (2025). Annex 1: Technical notes – methodology to measure progress. Pp. 55–59 in [Asia and the Pacific SDG progress report: engaging communities to close the evidence gap, 2025](#). Bangkok: United Nations.

assess progress for the region. Seventeen indicators are excluded because they are not measured for the UNECE countries (for example, indicators pertaining to least developed countries only) or because it is not possible to determine a desirable direction of development (for example, the indicator on the extent of water-related ecosystems).

Some indicators consist of several components. For example, indicator 1.3.1 (Proportion of population covered by social protection) consists of 11 social protection benefits, and indicator 3.c.1 (Health worker density by occupation) consists of separate measures for nurses, doctors, pharmacists and physicians. In such cases, all components with data are used in the calculations, and the progress index for the indicator is the average of the indices of its components. Altogether, 428 data series were used.

The estimation described above is carried out on the country level. For the regional level assessment, the median value is used for most indicators. For a subset of indicators, the mean provides a better summary of the distribution of values across the region.⁵⁵ For indicators with binary values, which show the existence of a certain policy in a country, the summary value for the region is the percentage of countries with such a policy.

In this report, the assessment results are presented at the level of SDG targets. In aggregation to the target level, each indicator has an equal weight (independent of its number of components) under the corresponding target.

Target values

The methodology uses target values for each indicator (or its component), which are expected to be reached by 2030. The 2030 Agenda for Sustainable Development explicitly or implicitly defines target values for 87 indicators included in this progress assessment. For the other indicators, the “champion area” approach is used to define the region’s target value. Three variants of this approach are applied.

The most common variant identifies top performers in the region according to the rate of change. Top performers are defined as the five countries with the highest compound annual growth rate between the earliest observation available and 2015. When the earliest empirical observation is 2015 or later, the growth rate is the compound annual growth rate between this value and the next available value. The target value is set as the product of the mean growth rate of the top performers and the regional median value in 2015.

For some indicators, such as those on internet connections and use, the very rapid progress cannot reasonably be applied to the future. For these, top performers are identified as the five countries with either the highest or lowest values in 2015 depending on whether the desirable direction of change is an increase or a decrease. The target is then set as the mean value in 2015 among these top performers.

To set a reasonable target value for certain indicators, it is necessary to transform the data disseminated in the Global SDG Indicator Database into a different unit of measurement. For example, data for indicator 17.17.1 on funds committed to public-private partnerships are reported in total United States dollars. The size of national economies varies across the UNECE region, and it would not be appropriate to set a dollar-value target according to the largest or best performing economies. In these cases, we normalize data values based on gross domestic product

⁵⁵ The regional value represents the mean value for indicators 2.5.1, 3.6.1, 4.1.1, 10.7.2, 12.4.1, 15.2.1, and 16.1.1.

for the corresponding year so that the data reflect per cent of gross domestic product. It is then possible to apply a universally appropriate target value based on per cent of gross domestic product. Data for indicators 8.a.1, 10.b.1, 15.a.1, 15.b.1, 17.7.1, 17.17.1, and 17.9.1 have been transformed in this way.

For a small group of indicators, it is not obvious whether rapid change or low or high absolute levels are desired (for example, 9.2.2, Manufacturing employment as a percentage of total employment). For such indicators, top performers are taken to be the countries with the highest gross domestic product per capita in 2015 and the target value as the average value for 2015 of these top performers.

For a few indicators, a desirable direction of change and a target value cannot be determined. This is typically the case with indicators that are meant to provide a dashboard for a qualitative overall assessment of the situation (for example, indicator 6.6.1 on changes to water-related ecosystems over time). Such indicators were left out of the assessment.

Outliers are dropped from the target-value estimation using the interquartile range method.

Indicators used in the assessment

Indicator short name	Indicator
GOAL 1 – No Poverty	
Extreme poverty	1.1.1 - Proportion of population below international poverty line (%) - Proportion of employed population below international poverty line (%)
National poverty	1.2.1 Proportion of population living below the national poverty line (%)
Multidimensional poverty	1.2.2 Proportion of population living in multidimensional poverty (%)
Social protection	1.3.1 - Proportion of population covered by social assistance programs (%) - Proportion of population covered by social assistance programs, lowest income quantile (%) - Proportion of population covered by social insurance programs (%) - Proportion of population covered by social insurance programs, lowest income quantile (%) - Proportion of unemployed persons receiving unemployment cash benefit (%) - Proportion of population above statutory pensionable age receiving a pension (%) - Proportion of population with severe disabilities receiving disability cash benefit (%) - Proportion of population covered by at least one social protection benefit (%) - Proportion of children/households receiving child/family cash benefit (%) - Proportion of mothers with newborns receiving maternity cash benefit (%) - Proportion of vulnerable population receiving social assistance cash benefit (%)
Access to basic water and sanitation services	1.4.1 Proportion of population: - Using basic drinking water (%) - Basic sanitation services (%)
Right to land	1.4.2 - Proportion of people with secure tenure rights to land out of total adult population, by sex (%)
Deaths/missing/affected from disasters	1.5.1 - Number of deaths and missing persons attributed to disasters per 100,000 population - Number of directly affected persons attributed to disasters per 100,000 population

Indicator short name	Indicator
Economic loss from disasters	1.5.2 Direct economic loss attributed to disasters relative to GDP (%)
Disaster risk reduction	1.5.3 Score of adoption and implementation of national DRR strategies in line with the Sendai Framework
Disaster risk reduction	1.5.4 Proportion of local governments that adopt and implement local disaster risk reduction strategies in line with national disaster risk reduction strategies (%)
ODA grants for poverty reduction	1.a.1 Official development assistance grants for poverty reduction, by donor countries (% of GNI)
Government spending on education and health	1.a.2 - Proportion of total government spending on essential services (%): - Education - Health - Social protection
GOAL 2 – Zero Hunger	
Prevalence of undernourishment	2.1.1 Prevalence of undernourishment (%)
Moderate or severe food insecurity in the population	2.1.2 Prevalence of moderate or severe food insecurity in the adult population (%)
Prevalence of stunting	2.2.1 Proportion of children moderately or severely stunted (%)
Prevalence of malnutrition	2.2.2 - Proportion of children moderately or severely wasted (%) - Proportion of children moderately or severely overweight (%)
Prevalence of anaemia	2.2.3 Proportion of women aged 15-49 years with anaemia (%): - Pregnant - Non-pregnant
Production per labour unit	2.3.1 Productivity of small-scale food producers (agricultural output per labour day, constant PPP 2011 USD)
Productive and sustainable agriculture	2.4.1 - Progress toward productive and sustainable agriculture: - Current status score - Trend score
Plant and animal genetic resources in conservation facilities	2.5.1 - Number of local breeds for which sufficient genetic resources are stored for reconstitution - Number of transboundary breeds for which sufficient genetic resources are stored for reconstitution - Plant genetic resources accessions stored ex situ (number)
Local breeds at risk of extinction	2.5.2 Proportion of local breeds classified as being at risk as a share of local breeds with known level of extinction risk (%)
Agriculture orientation index	2.a.1 Agriculture orientation index for government expenditures

Indicator short name	Indicator
GOAL 3 – Good health and well-being	
Maternal mortality ratio	3.1.1 Maternal mortality ratio
Births attended by skilled health personnel	3.1.2 Proportion of births attended by skilled health personnel (%)
Under-five mortality	3.2.1 - Under-five mortality rate (deaths per 1,000 live births) - Infant mortality rate (deaths per 1,000 live births)
Neonatal mortality	3.2.2 Neonatal mortality rate (deaths per 1,000 live births)
HIV infections	3.3.1 Number of new HIV infections per 1,000 uninfected population
Tuberculosis	3.3.2 Tuberculosis incidence (per 100,000 population)
Cardiovascular disease, cancer, diabetes or chronic respiratory disease	3.4.1 Mortality rate attributed to cardiovascular disease, cancer, diabetes or chronic respiratory disease (probability)
Suicide	3.4.2 Suicide mortality rate (deaths per 100,000 population)
Treatment for substance use disorder	3.5.1 - Coverage of treatment interventions (pharmacological, psychosocial and rehabilitation and aftercare services) for substance use disorders (%) – Total - Coverage of treatment interventions (pharmacological, psychosocial and rehabilitation and aftercare services) for substance use disorders (%) – ATS - Coverage of treatment interventions (pharmacological, psychosocial and rehabilitation and aftercare services) for substance use disorders (%) - Cocaine Coverage of treatment interventions (pharmacological, psychosocial and rehabilitation and aftercare services) for substance use disorders (%) - Opioids
Harmful use of alcohol	3.5.2 Alcohol consumption per capita (aged 15 years and older) within a calendar year (litres of pure alcohol)
Road traffic deaths ⁵⁶	3.6.1 Road traffic fatalities, rate per million inhabitants
Modern methods for family planning ⁵⁷	3.7.1 Women of reproductive age (aged 15-49 years) who have their need for family planning satisfied with modern methods (%)
Adolescent births	3.7.2 - Adolescent birth rate (per 1,000 women aged 10-14 years) - Adolescent birth rate (per 1,000 women aged 15-19 years)
Universal health coverage index	3.8.1 Universal health coverage (UHC) service coverage index

⁵⁶Data source is [UNECE Statistical Database](#)

⁵⁷Data source is United Nations, Department of Economic and Social Affairs, Population Division (2020). [Model-based Estimates and Projections of Family Planning Indicators 2020](#), custom data acquired via website.

Indicator short name	Indicator
Household expenditures on health	3.8.2 Proportion of population with large household expenditures on health as a share of total household expenditure or income (%): - Greater than 10% - Greater than 25%
Unintentional poisoning	3.9.3 Mortality rate attributed to unintentional poisonings (deaths per 100,000 population)
Tobacco use	3.a.1 Age-standardized prevalence of current tobacco use among persons aged 15 years and older (%)
Population covered by all vaccines in national programme	3.b.1 Proportion of the target population with access to (%): - 3 doses of diphtheria-tetanus-pertussis (DTP3) (%) - Measles-containing-vaccine second dose (MCV2) (%) - Pneumococcal conjugate 3rd dose (PCV3) (%) - Affordable medicines and vaccines on a sustainable basis, human papillomavirus (HPV) (%)
Health worker density and distribution	3.c.1 Health worker density (per 10,000 population) - Dentists - Nurses - Pharmacists - Physicians - Health worker distribution, female physicians (%)
Health capacity and emergency preparedness	3.d.1 International Health Regulations (IHR) capacity (%): - Legislation and financing - Laboratory - Surveillance - Food safety - Human resources - Points of entry - Risk communication - Health service provision - Chemical events - Radiation - National health emergency framework - IHR Coordination and National Focal Point Functions - Zoonotic events and the Human-Animal Health Interface
Antimicrobial-resistant bloodstream infections	3.d.2 - Percentage of bloodstream infection due to Escherichia coli resistant to 3rd-generation cephalosporin (ESBL- E. coli) among patients seeking care and whose blood sample is taken and tested (%) - Percentage of bloodstream infection due to methicillin-resistant Staphylococcus aureus (MRSA) among patients seeking care and whose blood sample is taken and tested (%)

Indicator short name	Indicator
GOAL 4 – Quality education	
Minimum proficiency in reading and maths	4.1.1 Proportion of children and young people achieving a minimum proficiency level (%): - Mathematics - Reading
Completion rate	4.1.2 Completion rate (%): - Primary - Lower secondary - Secondary
Organised learning before primary entry age	4.2.2 Participation rate in organized learning (one year before the official primary entry age) (%)
Formal and non-formal education and training	4.3.1 Participation rate in formal and non-formal education and training (%)
Youth and adults with ICT skills	4.4.1 Proportion of youth and adults with information and communications technology (ICT) skills (%): - Programming language - Transfer file - Download software - Electronic presentation - Spreadsheet arithmetic - Copy/move file/folder - Copy/paste - Email
Inequality indices for education indicators	4.5.1 Parity status index for achievement in reading and math in lower-secondary (ratio): - Language - Immigration status - Gender - Rural to urban - Socio-economic status
Schools with access to basic services	4.a.1 Schools with access to (%) [Primary, lower secondary, secondary]: - Computers for pedagogical purposes - Internet for pedagogical purposes - Electricity - Basic handwashing facilities - Single-sex basic sanitation - Basic drinking water
Teachers with minimum required qualifications	4.c.1 Proportion of teachers with the minimum required qualifications (%): - Pre-primary and primary - Secondary

Indicator short name	Indicator
GOAL 5 – Gender Equality	
Legal frameworks on non-discrimination	5.1.1 Legal frameworks that promote, enforce and monitor gender equality (% of achievement): - Overarching legal frameworks and public life - Violence against women - Employment and economic benefits - Marriage and family
Gender parity in time spent on domestic tasks	5.4.1 Male/female ratio of hours spent on domestic tasks
Seats held by women in national parliaments and local governments	5.5.1 - Proportion of seats in national parliaments held by women (%) - Proportion of elected seats held by women in deliberative bodies of local government (%)
Proportion of women in managerial positions	5.5.2 Proportion of women in (%): - Managerial positions - Senior and middle management positions
Mobile phone ownership	5.b.1 Proportion of females who own a mobile phone (%)
GOAL 6 – Clean water and sanitation	
Safely managed drinking water services	6.1.1 Proportion of population using safely managed drinking water services (%)
Open defecation practice and handwashing facilities	6.2.1 Proportion of population (%): - Practicing open defecation - Using safely managed sanitation services
Domestic and industrial wastewater flows safely treated	6.3.1 Proportion of domestic and industrial wastewater flows safely treated
Bodies of water with good ambient water quality	6.3.2 Proportion of bodies of water with good ambient water quality (%)
Water use efficiency	6.4.1 Water Use Efficiency (United States dollars per cubic meter)
Water stress	6.4.2 Level of water stress: freshwater withdrawal as a proportion of available freshwater resources (%)
Degree of integrated water resources management	6.5.1 Degree of integrated water resources management implementation (%)
Transboundary basin area with an operational arrangement for water cooperation	6.5.2 Proportion of transboundary basins (river and lake basins and aquifers) with an operational arrangement for water cooperation (%)
Policies and procedures for participative water and sanitation management	6.b.1 Proportion of local administrative units with established and operational policies and procedures for participation of local communities in water and sanitation management

Indicator short name	Indicator
GOAL 7 – Affordable and clean energy	
Access to electricity	7.1.1 Proportion of population with access to electricity (%)
Reliance on clean energy	7.1.2 Proportion of population with primary reliance on clean fuels and technology (%)
Renewable energy share	7.2.1 Renewable energy share in the total final energy consumption (%)
Energy intensity	7.3.1 Energy intensity level of primary energy (megajoules per constant 2011 purchasing power parity GDP)
Renewable energy capacity	7.b.1 Installed renewable electricity-generating capacity (watts per capita)
GOAL 8 – Decent work and economic growth	
Real GDP per capita growth rate	8.1.1 Annual growth rate of real GDP per capita (%)
Real GDP per employed person growth rate	8.2.1 Annual growth rate of real GDP per employed person (%)
Informal employment	8.3.1 Proportion of informal employment in total employment
Domestic material consumption	8.4.2 Domestic material consumption per unit of GDP (kilograms per constant 2015 United States dollars): - Biomass - Fossil fuels - Metal ores - Non-metallic minerals - Coal - Crop residues - Crops - Ferrous ores - Natural gas - Grazed biomass and fodder crops - Non-ferrous ores - Non-metallic minerals, industrial or agricultural dominant - Non-metallic minerals, construction dominant - Petroleum - Wild catch and harvest - Wood - Oil shale and tar sands - Total
Unemployment rate	8.5.2 Unemployment rate (%)
Youth not in education, employment or training	8.6.1 Proportion of youth not in education, employment or training (%)
Occupational injuries	8.8.1 Occupational injuries among employees per 100,000 employees: - Fatal - Non-fatal

Indicator short name	Indicator
National compliance to labour rights	8.8.2 Level of national compliance with labour rights (freedom of association and collective bargaining) based on International Labour Organization (ILO) textual sources and national legislation
Commercial bank branches and automated teller machines	8.10.1 Number of automated teller machines (ATMs) per 100,000 adults
Adults with a bank account	8.10.2 Proportion of adults (15 years and older) with an account at a financial institution or mobile-money-service provider (%)
Aid for trade commitments and disbursements	8.a.1 Total official flows (disbursement) for Aid for Trade, by donor countries (millions of constant 2020 United States dollars, transformed to per cent of GDP)
Strategy for youth employment	8.b.1 Existence of a developed and operationalized national strategy for youth employment, as a distinct strategy or as part of a national employment strategy

GOAL 9 – Industry, innovation and infrastructure

Passenger and freight volumes ⁵⁸	9.1.2 - Non-road freight as proportion of total (%) - Rail passengers, thousand passenger-km per capita
Manufacturing value added	9.2.1 Manufacturing value added as a proportion of GDP (%)
Manufacturing employment	9.2.2 Manufacturing employment as a proportion of total employment (%)
Small-scale industries as share of total	9.3.1 Proportion of small-scale industries in total industry value added (%)
Small-scale industries with a loan or line of credit	9.3.2 Proportion of small-scale industries with a loan or line of credit (%)
CO2 emission intensity	9.4.1 Carbon dioxide emissions (kilogrammes of CO2 per constant 2010 United States dollars): - Per unit of GDP - Per unit of manufacturing value added
Research and development expenditure	9.5.1 Research and development expenditure as a proportion of GDP (%)
Number of researchers	9.5.2 Researchers (in full-time equivalent) per million inhabitants (per 1,000,000 population)
Medium and high-tech industry value added	9.b.1 Proportion of medium and high-tech industry value added in total value added (%)
Population covered by mobile phone network	9.c.1 Proportion of population covered by mobile network (%): - At least a 2G - At least a 3G - At least a 4G

⁵⁸ Data source is [UNECE Statistical Database](#).

Indicator short name	Indicator
GOAL 10 – Reduced inequalities	
Population living below 50 percent of median income	10.2.1 Proportion of people living below 50 percent of median income (%)
Discrimination	10.3.1 Proportion of population reporting having felt discriminated against, by grounds of discrimination, sex and disability (%)
Labour income share of GDP	10.4.1 Labour share of GDP (%)
Redistributive impact of fiscal policy	10.4.2 Redistributive impact of fiscal policy, Gini index (%): - Pre-fiscal income - Post-fiscal income
Financial soundness indicators	10.5.1 - Non-performing loans net of provisions to capital (%) - Non-performing loans to total gross loans (%) - Return on assets (%) - Regulatory capital to assets (%) - Regulatory Tier 1 capital to risk-weighted assets (%) - Liquid assets to short-term liabilities (%) - Net open position in foreign exchange to capital (%)
Migration policies	10.7.2 Countries with migration policies to facilitate orderly, safe, regular and responsible migration and mobility of people [All domains]
Migrant deaths and disappearances	10.7.3 Total deaths and disappearances recorded during migration (number)
Refugees	10.7.4 Proportion of the population who are refugees, by country of origin (%)
Zero tariff imports	10.a.1 Proportion of tariff lines applied to imports with zero-tariff (%), all products
Total resource flows for development	10.b.1 Net official development assistance (ODA) as a percentage of OECD-DAC donors' GNI, by donor countries (%)
Remittance costs	10.c.1 - Remittance costs as a proportion of the amount remitted (%) - Average remittance costs of sending \$200 for a sending country as a proportion of the amount remitted (%)
GOAL 11 – Sustainable cities and communities	
Slums	11.1.1 Proportion of urban population living in slums (%)
Expenditure cultural and natural heritage	11.4.1 Total expenditure per capita spent on cultural and natural heritage, public funding (PPP, constant 2017 United States dollars)
Deaths/missing/affected from disasters	11.5.1 - Number of deaths and missing persons attributed to disasters per 100,000 population (number) - Number of directly affected persons attributed to disasters per 100,000 population (number)

Indicator short name	Indicator
Economic loss and affected infrastructure & services from disasters	11.5.2 Direct economic loss attributed to disasters relative to GDP (%)
Mean levels of fine particulate matter in cities	11.6.2 Annual mean levels of fine particulate matter (population-weighted, micrograms per cubic meter)
Disaster risk reduction	11.b.1 Score of adoption and implementation of national DRR strategies in line with the Sendai Framework
Disaster risk reduction, local governments	11.b.2 Proportion of local governments that adopt and implement local disaster risk reduction strategies in line with national disaster risk reduction strategies (%)

GOAL 12 – Responsible consumption and production

Domestic material consumption	12.2.2 Domestic material consumption per unit of GDP (kilograms per constant 2015 United States dollars): <ul style="list-style-type: none"> - Biomass - Fossil fuels - Metal ores - Non-metallic minerals - Coal - Crop residues - Crops - Ferrous ores - Natural gas - Grazed biomass and fodder crops - Non-ferrous ores - Non-metallic minerals, industrial or agricultural dominant - Non-metallic minerals, construction dominant - Petroleum - Wild catch and harvest - Wood - Oil shale and tar sands - Total
Food waste per capita	12.3.1 Food waste per capita (kg)
Handling of hazardous waste	12.4.1 Parties meeting their commitments and obligations in transmitting information on hazardous waste and other chemicals, as required by: <ul style="list-style-type: none"> - Basel Convention - Montreal Protocol - Rotterdam Convention - Stockholm Convention
Hazardous waste generated	12.4.2 <ul style="list-style-type: none"> - Hazardous waste treated or disposed (%) - Hazardous waste generated, per capita (kg)
National recycling rate	12.5.1 Electronic waste recycling, per capita (kg)
Renewable energy capacity	12.a.1 Installed renewable electricity-generating capacity (watts per capita)

Indicator short name	Indicator
Economic and environmental aspects of tourism	12.b.1 Implementation of standard accounting tools to monitor the economic and environmental aspects of tourism: <ul style="list-style-type: none"> - Number of tables - SEEA tables - Tourism Satellite Account tables
Fossil fuel subsidies	12.c.1 <ul style="list-style-type: none"> - Fossil-fuel pre-tax subsidies (consumption and production) as a proportion of total GDP (%) - Fossil-fuel subsidies (consumption and production) per capita (constant US dollars)

GOAL 13 – Climate action

Deaths/missing/affected from disasters	13.1.1 <ul style="list-style-type: none"> - Number of deaths and missing persons attributed to disasters per 100,000 population - Number of directly affected persons attributed to disasters per 100,000 population
Disaster risk reduction	13.1.2 Score of adoption and implementation of national DRR strategies in line with the Sendai Framework
Disaster risk reduction, local governments	13.1.3 Proportion of local governments that adopt and implement local disaster risk reduction strategies in line with national disaster risk reduction strategies (%)
Greenhouse gas emissions	13.2.2 Total greenhouse gas emissions without LULUCF (Mt CO ₂ , equivalent): <ul style="list-style-type: none"> - Annex I Parties - Non-Annex I Parties

GOAL 14 – Life below water

Coastal eutrophication and plastic debris density	14.1.1 <ul style="list-style-type: none"> - Chlorophyll-a anomaly, remote sensing (%) <ul style="list-style-type: none"> - Moderate - High - Beach litter originating from national land-based sources that ends in the beach (%) - Beach litter originating from national land-based sources that ends in the ocean (%)
Protected marine areas	14.5.1 Average proportion of Marine Key Biodiversity Areas (KBAs) covered by protected areas (%)
Combatting illegal fishing	14.6.1 Progress by countries in the degree of implementation of international instruments aiming to combat illegal, unreported and unregulated fishing (level of implementation)
Sustainable fisheries	14.7.1 Sustainable fisheries as a proportion of GDP (%)
Research budget for marine technology	14.a.1 National ocean science expenditure as a share of total research and development funding (%)

Indicator short name	Indicator
Legal frameworks to protect small-scale fisheries	14.b.1 Degree of application of a legal/regulatory/policy/institutional framework which recognizes and protects access rights for small-scale fisheries (level of implementation: 1 lowest to 5 highest)
GOAL 15 – Life on land	
Forest area	15.1.1 Forest area as a proportion of total land area (%)
Sites for terrestrial and freshwater biodiversity	15.1.2 Average proportion of Key Biodiversity Areas (KBAs) covered by protected areas (%) - Freshwater - Terrestrial
Sustainable forest management	15.2.1 - Above-ground biomass in forest (tonnes per hectare) - Forest area net change rate (%) - Proportion of forest area with a long-term management plan (%) - Proportion of forest area within legally established protected areas (%)
Degraded land	15.3.1 Proportion of land that is degraded over total land area
Sites for mountain biodiversity	15.4.1 Average proportion of Mountain Key Biodiversity Areas (KBAs) covered by protected areas (%)
Mountain Green Cover Index	15.4.2 Mountain Green Cover Index
Red List Index	15.5.1 Red List Index
Plant genetic resources for good and agriculture	15.6.1 - Countries that have legislative, administrative and policy framework or measures reported through the Online Reporting System on Compliance of the International Treaty on Plant Genetic Resources for Food and Agriculture (PGRFA) - Countries that are contracting Parties to the International Treaty on Plant Genetic Resources for Food and Agriculture (PGRFA)
Portion of traded wildlife that was poached or illegally trafficked	15.7.1 - Proportion of traded wildlife that was poached or illegally trafficked (plants) - Proportion of traded wildlife that was poached or illegally trafficked (animals) - Proportion of traded wildlife that was poached or illegally trafficked (total)
Management of invasive alien species	15.8.1 - Legislation, Regulation, Act related to the prevention of introduction and management of Invasive Alien Species - Countries with an allocation from the national budget to manage the threat of invasive alien species - National Biodiversity Strategy and Action Plan (NBSAP) targets alignment to Aichi Biodiversity target 9 set out in the Strategic Plan for Biodiversity 2011-2020

Indicator short name	Indicator
ODA for biodiversity	15.a.1 Total official development assistance for biodiversity (millions of constant 2017 United States dollars) by: - Donor countries - Recipient countries
Combat poaching and trafficking of protected species	15.c.1 - Proportion of traded wildlife that was poached or illegally trafficked (plants) - Proportion of traded wildlife that was poached or illegally trafficked (animals) - Proportion of traded wildlife that was poached or illegally trafficked (total)

GOAL 16 – Peace, justice and strong institutions

Intentional homicides	16.1.1 Number of victims of intentional homicide per 100,000 population
Robbery	16.1.3 Proportion of population subjected to robbery in the previous 12 months (%)
Safety walking alone	16.1.4 Proportion of population that feel safe walking alone around the area they live after dark (%)
Detected victims of human trafficking	16.2.2 Detected victims of human trafficking (number)
Robbery reporting rate	16.3.1 Police reporting rate for robbery (%)
Unsentenced detainees	16.3.2 Unsentenced detainees as a proportion of overall prison population (%)
Individuals paying bribes	16.5.1 Proportion of persons who had at least one contact with a public official and who paid a bribe to a public official, or were asked for a bribe by those public officials, during the previous 12 months
Bribery	16.5.2 Bribery incidence (% of firms experiencing at least one bribe payment request)
Government expenditure	16.6.1 Primary government expenditures as a proportion of original approved budget (%)
Representation in national and local institutions	16.7.1 - Ratio of judges compared to national population distributions - Ratio of registrars compared to national population distributions - Ratio of members of parliament to eligible national population, lower chamber or unicameral - Ratio of members of parliament to eligible national population, upper chamber - Persons aged 45 or under - Females
Public access to information	16.10.2 Countries that adopt and implement constitutional, statutory and/or policy guarantees for public access to information

Indicator short name	Indicator
Human Rights, Paris Principles	16.a.1 Countries with National Human Rights Institutions in compliance with the Paris Principles, A status
Non-discrimination	16.b.1 Proportion of population reporting having felt discriminated against, by grounds of discrimination, sex and disability (%)

GOAL 17 – Partnerships for goals

Tax revenue	17.1.1 Total government revenue (budgetary central government) as a proportion of GDP (%)
Domestic budget funded by domestic taxes	17.1.2 Proportion of domestic budget funded by domestic taxes (% of GDP)
ODA from OECD-DAC	17.2.1 Net official development assistance (ODA) as a percentage of OECD-DAC donors' GNI, by donor countries to (%): <ul style="list-style-type: none"> - Landlocked developing countries - Small island states (SIDS) - Least developed countries (LDCs)
Debt service	17.4.1 Debt service as a proportion of exports of goods and services (%)
Fixed Internet broadband subscription by speed	17.6.1 Fixed Internet broadband subscriptions per 100 inhabitants: <ul style="list-style-type: none"> - 10 MPBS - Any speed
Internet users	17.8.1 Internet users per 100 inhabitants
Worldwide weighted tariff-average	17.10.1 <ul style="list-style-type: none"> - Worldwide weighted tariff-average, most-favoured-nation status (%): <ul style="list-style-type: none"> - Agricultural products - Clothing - Industrial products - Oil - Textiles - All products - Worldwide weighted tariff-average, preferential status (%): <ul style="list-style-type: none"> - Agricultural products - Clothing - Industrial products - Oil - Textiles - All products

Indicator short name	Indicator
Average tariffs faced by developing countries	17.12.1 <ul style="list-style-type: none"> - Average tariff applied by developed countries, most-favoured nation status (%): <ul style="list-style-type: none"> - Agricultural products - Arms - Clothing - Industrial products - Oil - Textiles - All products - Average tariff applied by developed countries, preferential status (%): <ul style="list-style-type: none"> - Agricultural products - Arms - Clothing - Industrial products - Oil - Textiles - All products
Macroeconomic dashboard	17.13.1 <ul style="list-style-type: none"> - Gross public sector debt, Central Government, as a proportion of GDP (%) - Annual inflation, consumer prices (%) - Annual growth of households and NPISHs final consumption expenditure (%) - Annual GDP growth (%)
Country-owned results frameworks and planning tools	17.15.1 <ul style="list-style-type: none"> - Extent of use of country-owned results frameworks and planning tools by providers of development cooperation, data by provider (%) - Proportion of project objectives of new development interventions drawn from country-led result frameworks, data by provider (%) - Proportion of results indicators drawn from country-led results frameworks, data by provider (%) - Proportion of results indicators which will be monitored using government sources and monitoring systems, data by provider (%)
Funding for environmentally sound technologies	17.7.1 <ul style="list-style-type: none"> - Amount of tracked exported Environmentally Sound Technologies (current United States dollars) - Amount of tracked exported Environmentally Sound Technologies (current United States dollars)
Official development assistance for technical cooperation	17.9.1 Total official development assistance (gross disbursement) for technical cooperation (millions of 2020 United States dollars)

Indicator short name	Indicator
Statistical capacity indicator for Sustainable Development Goal monitoring	17.18.1 <ul style="list-style-type: none"> - Data Sources performance index (Statistical Performance Indicators Pillar 4) (Index) - Data Infrastructure performance index (Statistical Performance Indicators Pillar 5) (Index)
Compliance with the Fundamental Principles of Official Statistics	17.18.2 Countries with national statistical legislation exists that complies with the Fundamental Principles of Official Statistics
National statistical plan	17.18.3 <ul style="list-style-type: none"> - Countries with national statistical plans with funding from Government - Countries with national statistical plans that are fully funded - Countries with national statistical plans that are under implementation
Census, birth and death registration	17.19.2 <ul style="list-style-type: none"> - Countries that have conducted at least one population and housing census in the last 10 years - Countries with birth registration data that are at least 90 percent complete - Countries with death registration data that are at least 75 percent complete

Sustainable development in the UNECE Region in 2025: More Data, Persistent Challenges

Information Service
United Nations Economic Commission for Europe

Palais des Nations
CH - 1211 Geneva 10, Switzerland
Telephone: +41(0)22 917 12 34
E-mail: unece_info@un.org
Website: <http://www.unece.org>

ISBN 978-92-1-003466-1



9 789210 034661